

Instructions for the Health Home Clinical Eligibility Tool (ICD/NDC Lookup)

Version 3.0

Prepared by
Research and Data Analysis Division
Department of Social and Health Services
&
Strategic Design & Program Oversight
Health Care Authority

October 2022



Health Home Clinical Eligibility Tool (ICD/NDC Lookup)

- **What is it?**

The Health Home Clinical Eligibility Tool uses specific ICD10, and NDC codes to formulate a HH eligibility score.

- **When to Use?**

This tool is used to determine a PRISM score when PRISM may not include pending diagnoses or medications.

Health Home Clinical Eligibility Tool (Version 4.0)

How to Use ▶ Please check **FIRST** with your Health Home Lead as to the Client's current PRISM score.

- 1) Enter the patient's ProviderOne Client ID
- 2) Select the patient's demographic information, then follow either steps 3a/4a or 3b/4b
 - 3a/4a) Select all disease/medication categories that the patient has had in the last 15 months, or
 - 3b/4b) Enter any diagnosis/medication codes that a patient has had in the last 15 months, in the [next tab](#)
- 5) Follow the instructions for next steps based on the clinical eligibility determination

▶ Email questions about disease categories, group levels, and/or finding specific codes to PRISM.admin@dshs.wa.gov.

▶ Email questions about Health Home eligibility to healthhomes@hca.wa.gov.

1) ProviderOne Client ID ▶ Enter into the box provided



ProviderOne Client ID

2) Demographic Information ▶ Fill in using the drop down boxes provided

Gender Age

3a) Disease Categories ▶ Select all that apply using the check boxes provided

DISEASE CATEGORY	GROUP LEVEL *	DESCRIPTION/EXAMPLE	COMMON ICD-10 CODES **
Cancer	<input type="checkbox"/> Very High	Pancreatic cancer, secondary malignant neoplasms	<input type="text" value="View Common ICD10 Codes for Cancer (very high)"/>
	<input type="checkbox"/> High	Lung cancer, ovarian cancer	<input type="text" value="View Common ICD10 Codes for Cancer (high)"/>
	<input type="checkbox"/> Medium	Mouth, breast or brain cancer, malignant melanoma	<input type="text" value="View Common ICD10 Codes for Cancer (medium)"/>
	<input type="checkbox"/> Low	Colon, cervical, or prostate cancer, carcinomas in situ	<input type="text" value="View Common ICD10 Codes for Cancer (low)"/>
Cardiovascular	<input type="checkbox"/> Very High	Heart transplant status/complications	<input type="text" value="View Common ICD10 Codes for Cardiovascular (very high)"/>
	<input type="checkbox"/> Medium	Congestive heart failure, cardiomyopathy	<input type="text" value="View Common ICD10 Codes for Cardiovascular (medium)"/>
	<input type="checkbox"/> Low	Endocardial disease, myocardial infarction, angina	<input type="text" value="View Common ICD10 Codes for Cardiovascular (low)"/>
	<input type="checkbox"/> Extra Low	Hypertension	<input type="text" value="View Common ICD10 Codes for Cardiovascular (extra low)"/>
Central Nervous System	<input type="checkbox"/> High	Quadriplegia, amyotrophic lateral sclerosis	<input type="text" value="View Common ICD10 Codes for CNS (high)"/>
	<input type="checkbox"/> Medium	Paraplegia, muscular dystrophy, multiple sclerosis	<input type="text" value="View Common ICD10 Codes for CNS (medium)"/>
	<input type="checkbox"/> Low	Epilepsy, Parkinson's disease, cerebral palsy, migraine	<input type="text" value="View Common ICD10 Codes for CNS (low)"/>

Clinical Eligibility Results

Risk Score

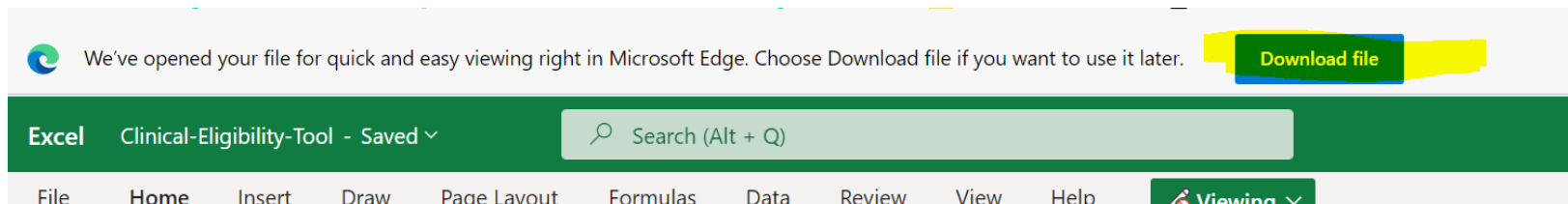
Clinical Eligibility

5) Instructions ▶ Patient is not clinically eligible. Click the Clear Selections button and repeat for another patient.

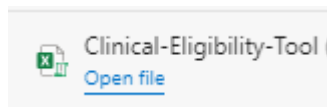
Health Home Clinical Eligibility Tool (ICD/NDC Lookup)

The Clinical Eligibility Tool (CET) has been updated. You can enter ICD10 Diagnosis Codes (ICD10) and National Drug Codes (NDC) from a client’s clinical documentation. There are a couple things that you will need to know:

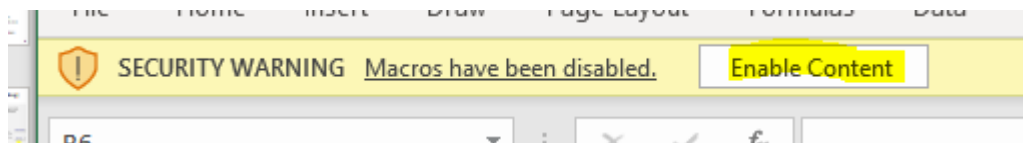
- ◇ You must download the tool to make it work. Go to [Health Home resources | Washington State Health Care Authority](#) and open the Clinical Eligibility Tool . You will need to select “Download file”.



- ◇ When the download is completed select “open file” and save it into your drive.



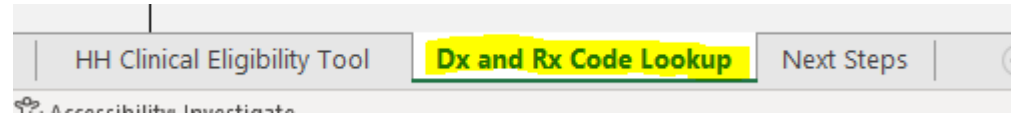
- ◇ Click on “Enable Content.”



Note —The CET will not work until you have saved your copy and clicked on “Enable Content.”

Health Home Clinical Eligibility Tool (ICD/NDC Lookup)

At the bottom of the screen you will see multiple tabs. Start by opening the second tab “Dx and Rx Code Lookup.”



How to fill out the form

- Select the age. Some of the ICD10 codes have different Risk Groups, depending on the age of the Client.
- Enter the ICD10 codes. You can enter up to 100 codes, with or without the decimal. If a code isn't found, “#N/A” is displayed.
- Enter the NDC codes. You can enter up to 100 codes, preceding zeroes are not required. If a code isn't found, “NOT FOUND” is displayed.
- When all your codes are entered, press the “Run the Clinical Eligibility Tool with these values” button. This will place your selections into the Clinical Eligibility Tool and your focus will be sent to that sheet.

Diagnosis and Medication Code Lookup

2) Demographic Information ▶ Fill in using the drop down boxes provided

Gender Age

3b) Diagnosis Codes
▶ Enter up to 100 ICD10 Diagnosis codes in the boxes below

ICD10 Diagnosis Code [Enter Below]	Risk Group	Description
1		
2		
3		
4		
5		
6		

4b) Medication Codes
▶ Enter up to 100 National Drug Codes (NDCs) in the boxes below

National Drug Code (NDC) [Enter Below]	Risk Group	Generic Name
1		
2		
3		
4		
5		
6		

Run the Clinical Eligibility Tool with these values

Clear Entries

Health Home Clinical Eligibility Tool (ICD/NDC Lookup)

Health Home Clinical Eligibility Tool (Version 2.0)

How to Use ▶ Please check FIRST with your Health Home Lead as to the Client's current PRISM score.

- 1) Enter the patient's ProviderOne Client ID
- 2) Select the patient's demographic information
- 3) Select all disease categories that the patient has experienced in the last 15 months
- 4) Select all medication categories that a patient has received in the last 15 months
- 5) Follow the instructions for next steps based on the clinical eligibility determination

▶ Email questions about disease categories, group levels, and/or finding specific codes to PRISM_admin@dshs.wa.gov.

▶ Email questions about Health Home eligibility to healthhomes@hca.wa.gov.

1) ProviderOne Client ID ▶ Enter into the box provided

ProviderOne Client ID

2) Demographic Information ▶ Fill in using the drop down boxes provided

Gender Age

Cerebrovascular	<input type="checkbox"/> Low	Intracerebral hemorrhage, precerebral occlusion	<input type="text" value="View Common ICD9 / ICD10 Codes for Cerebrovascular (low)"/>
Developmental Disability	<input type="checkbox"/> Medium	Severe or profound mental retardation	<input type="text" value="View Common ICD9 / ICD10 Codes for DD (medium)"/>
	<input type="checkbox"/> Low	Mild or moderate mental retardation, Down's syndrome	<input type="text" value="View Common ICD9 / ICD10 Codes for DD (low)"/>
Diabetes	<input type="checkbox"/> Type 1 High	Type 1 diabetes with renal manifestations/coma	<input type="text" value="View Common ICD9 / ICD10 Codes for Diabetes (type 1 high)"/>
	<input type="checkbox"/> Type 1 Medium	Type 1 diabetes without complications	<input type="text" value="View Common ICD9 / ICD10 Codes for Diabetes (type 1 medium)"/>
	<input type="checkbox"/> Type 2 Medium	Type 2 or unspecified diabetes with complications	<input type="text" value="View Common ICD9 / ICD10 Codes for Diabetes (type 2 medium)"/>
	<input checked="" type="checkbox"/> Type 2 Low	Type 2 or unspecified diabetes w/out complications	<input type="text" value="View Common ICD9 / ICD10 Codes for Diabetes (type 2 low)"/>

Eye

Washington State Health Care Authority

Clinical Eligibility Results

Risk Score

Clinical Eligibility

5) Instructions ▶ Patient is clinically eligible.


Click the Next Steps button (or go to the Next Steps sheet) and follow the instructions to send information to the Health Care Authority for further determination of Health Home eligibility.

• How To Continue?

- If you scroll down, you will notice that your Diagnoses and Medications entered on the previous screen have been noted on this screen by a check in front of the correct score level.
- Note, some diagnoses may be extremely low risk and may have no effect on the score. In this case there will not be selections for these diagnoses.
- You will need to enter the ProviderOne Client Id and Gender before the Clinical Eligibility Tool, will show a Risk Score.

Health Home Clinical Eligibility Tool (ICD/NDC Lookup)

Health Home Clinical Eligibility Tool (Version 2.0)

Washington State Health Care Authority  Washington State Department of Social & Health Services

How to Use ▶ Please check FIRST with your Health Home Lead as to the Client's current PRISM score.

- 1) Enter the patient's ProviderOne Client ID
- 2) Select the patient's demographic information
- 3) Select all disease categories that the patient has experienced in the last 15 months
- 4) Select all medication categories that a patient has received in the last 15 months
- 5) Follow the instructions for next steps based on the clinical eligibility determination

▶ Email questions about disease categories, group levels, and/or finding specific codes to PRISM.admin@dshs.wa.gov.

▶ Email questions about Health Home eligibility to healthhomes@hca.wa.gov.

1) ProviderOne Client ID ▶ Enter into the box provided

ProviderOne Client ID

2) Demographic Information ▶ Fill in using the drop down boxes provided


Gender Age

3) Disease Categories ▶ Select all that apply using the check boxes provided

Clinical Eligibility Results

Risk Score	4.24
Clinical Eligibility	Eligible (Risk >= 1.5)

5) Instructions ▶ Patient is clinically eligible.
Click the Next Steps button (or go to the Next Steps sheet) and follow the instructions to send information to the Health Care Authority for further determination of Health Home eligibility.



Next Steps

- Click the “Next Steps” Button.
- Follow the instructions on the Next Steps Tab.

Note: clicking the “Clear Selections” button here will only clear the values on this screen. It will not clear your entries in the “Dx and Rx Code Lookup” tab.

Send a secure e-mail to the contracted Health Home Lead Organization

- ♦ Select and copy the table in the “Next Steps” tab
- ♦ Paste the results into an e-mail and e-mail to the contracted Health Home Lead Organization.

Note: You must encrypt the e-mail before sending to the contracted Health Home Lead Organization

- ♦ The contracted Health Home Lead Organization will e-mail HCA at healthhomes@hca.wa.gov.

ProviderOne ID:	0123456789WA
Risk Score:	1.54
Clinical Eligibility:	Eligible (Risk >= 1.5)
Demographics:	Male-age 45 to 64
Disease Categories:	Cardiovascular (low); Gastro (medium); Skin (low); Substance use (very low); Cancer (medium);
Medication Categories:	