

A photograph of a man in a bright green sweater holding a baby in a blue corduroy jacket up in the air. The background is a bright, overexposed outdoor setting, possibly a beach or park. The man is looking up at the baby with a smile.

# Introduction to Foundational Community Supports

SURSAC Committee  
March 6, 2023

Washington State  
Health Care Authority

# What is FCS?

---

- ▶ Supportive housing and supported employment services under 1115 Medicaid Transformation Project waiver (MTP)
- ▶ Launched Jan 2018, 31,000+ individuals enrolled, 170+ providers
- ▶ MTP is a 5-year renewable waiver
  - ▶ 2022: COVID extension year
  - ▶ 2023: Anticipated 5-year renewal
- ▶ FCS addresses social determinants of health by removing barriers to stable housing and employment, promoting self-sufficiency, and recovery



# Eligibility criteria

FCS benefits are reserved for people with the greatest need. To qualify, an individual must:

- 1 Be enrolled in Apple Health
- 2 Be at least 18 years old (SH) or 16 years old (SE)
- 3 **Meet the requirements for complex needs.**  
You have a **medical necessity** related to mental health, substance use disorder (SUD), activities of daily living, or complex physical health need(s) that prevents you from functioning successfully or living independently.  
You meet specific **risk factors** that prevent you from finding or keeping a job or a safe home.

# Who is eligible to receive FCS benefits?

<b>Supportive Housing risk factors</b> <i>One or more</i>	<b>Supported Employment risk factors</b> <i>One or more</i>
<ul style="list-style-type: none"><li>✓ Chronic homelessness</li><li>✓ Frequent or lengthy stays in an institutional setting (e.g. skilled nursing, inpatient hospital, psychiatric institution, prison or jail)</li><li>✓ Frequent stays in residential care settings</li><li>✓ Frequent turnover of in-home caregivers</li><li>✓ Predictive Risk Intelligence System (PRISM)<sup>1</sup> score of 1.5 or above</li></ul>	<ul style="list-style-type: none"><li>✓ Housing &amp; Essential Needs (HEN) and Aged Blind or Disabled (ABD) enrollees</li><li>✓ Difficulty obtaining or maintaining employment due to age, physical or mental impairment, or traumatic brain injury</li><li>✓ SUD with a history of multiple treatments</li><li>✓ Serious Mental Illness (SMI) or co-occurring mental and substance use disorders</li></ul>

1. PRISM measures how much you use medical, social service, behavioral health and long-term care services.



# Evidence-based Practices and Principles

---

## ▶ Individual Placement and Support (IPS)

- ▶ Competitive employment
- ▶ Integration with treatment
- ▶ Zero exclusion
- ▶ Client choice is honored
- ▶ Benefits planning and education
- ▶ Rapid job search
- ▶ Systematic job development
- ▶ Time unlimited supports

## ▶ Permanent Supportive Housing (PSH)

- ▶ Choice of housing
- ▶ Access to housing
- ▶ Community integration
- ▶ Decent, safe, affordable
- ▶ Rights of tenancy
- ▶ Separation of housing and services
- ▶ Flexible and voluntary services

# No wrong door for referrals

---

- ▶ Anyone can refer a potential enrollee to the FCS program:
  - ▶ Self referral
  - ▶ Family member
  - ▶ Provider
  - ▶ Aging and Long-term Support Administration (AL TSA)
  - ▶ Division of Behavioral Health & Recover (DBHR)
- ▶ Quick Reference Guide helps evaluate who is eligible for SH and SE services
- ▶ All referrals are sent to Amerigroup TPA for authorization and enrollment

# Amerigroup: the third-party administrator

---



Amerigroup  
is contracted  
with HCA to  
administer  
FCS

- Amerigroup is contracted with the HCA as the Third-Party Administrator (TPA) of FCS and provides administrative oversight of:
- Provider Network
- Service Authorizations
- Claims payment and encounter tracking/reporting
- Measuring outcomes and quality improvement
- Sustainability Planning



# Provider network

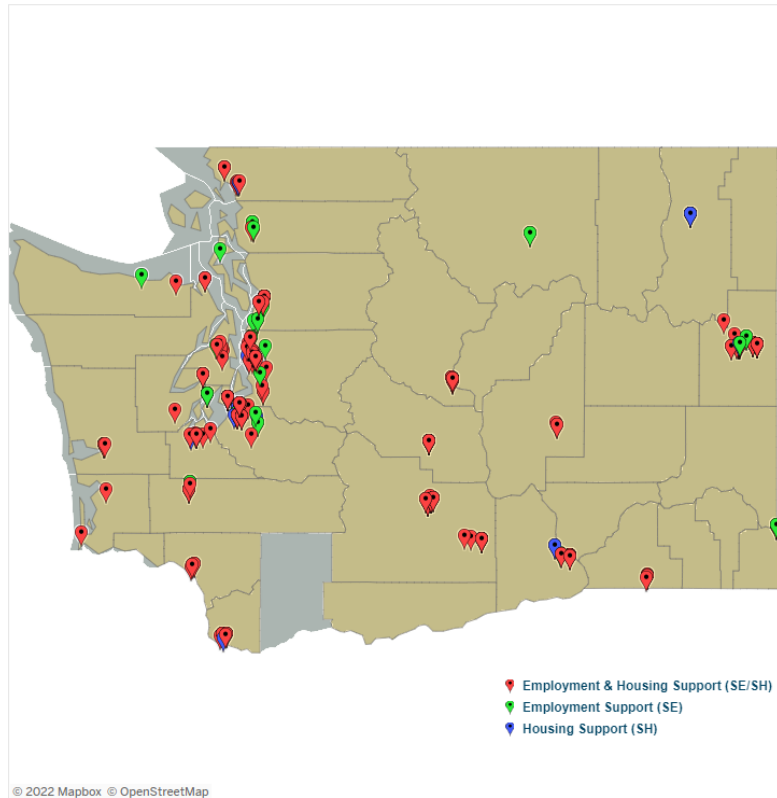
Type	Contracted providers	Service locations
SH	22	57
SE	36	77
Both services	126	367
<b>Total</b>	<b>184</b>	<b>501</b>



# FCS provider map



Select Service Region: (All) | Select Service County: (All) | Select Provider Type: (All) | Accepting External Referral?: (All)



Service Location - Name & County	County Served
Ability Employment Services Inc	Spokane Pend Oreille Spokane Stevens
Aging and Long Term Care of Eastern Washi...	Spokane Spokane
Answers Counseling - 1	Pierce Grays Harbor Kitsap Lewis Mason Pierce Skagit Thurston Whatcom
Answers Counseling - 2	Pierce Grays Harbor Mason Thurston Whatcom
Artisans - 1	Spokane Spokane Stevens
Asian Counseling & Referral Service - 3	King King Pierce Yakima
Asotin County Community Services	Asotin Asotin Whitman
Blue Mountain Action Council	Walla Walla Columbia
Bridgeways	Snohomish Skagit Snohomish
BRWE LLC	Pierce King Kitsap Pierce
Capital Clubhouse	Thurston Thurston
Catholic Charities of Yakima - 4	Chelan Chelan Douglas
Catholic Charities of Yakima - 6	Yakima Chelan Douglas
Catholic Community Services of Western WA ...	Pierce Pierce

# Become a provider

---

- ▶ Connect with Amerigroup TPA:
  - ▶ [FCSTPA@amerigroup.com](mailto:FCSTPA@amerigroup.com)
  - ▶ **1-844-451-2828**
- ▶ [FCS Provider Manual](#) – information on credentialing
- ▶ <https://provider.amerigroup.com/washington-provider/patient-care/foundational-community-supports>
- ▶ All FCS providers must enroll in ProviderOne
  - ▶ Gain [ProviderOne Access](#)



# Preliminary employment outcomes

---

- ▶ Increase in overall employment rate for target populations
- ▶ Increase in hours worked and wages earned
- ▶ Decrease in arrest rates
- ▶ No decreases in emergency department (ED) or inpatient (IP) service utilization

Research and Data Analysis, DSHS (2021).  
(rep.). [\*The Foundational Community Supports Program: Preliminary Evaluation Findings.\*](#)



# Housing outcomes

---

- ▶ Positive impacts on transitions out of homelessness
- ▶ More people placed in housing projects funded by Dept. of Commerce
- ▶ Higher rates of in-home care services
- ▶ No significant decreases in ED or IP utilization

Research and Data Analysis, DSHS (2021).  
(rep.). [\*The Foundational Community Supports Program: Preliminary Evaluation Findings.\*](#)

# Foundational Community Supports - Apple Health and Homes

---

MARCH 6, 2023



Washington State  
Department of  
**Commerce**

Washington State  
Health Care Authority



# ESHB1866 passed in the 2022 legislative session

- ▶ Established the Office of Apple Health and Homes (AHAH) within the Department of Commerce
  - ▶ Permanent supportive housing and community support services benefits
  - ▶ Benefits are accessed through a network of community support services providers for persons assessed with specific health needs and risk factors
- ▶ Builds upon FCS to merge the three legs of the stool and expand PSH
  - ▶ Bricks and mortar
  - ▶ Housing Vouchers/Subsidies/(O&M)
  - ▶ Supportive Housing Services

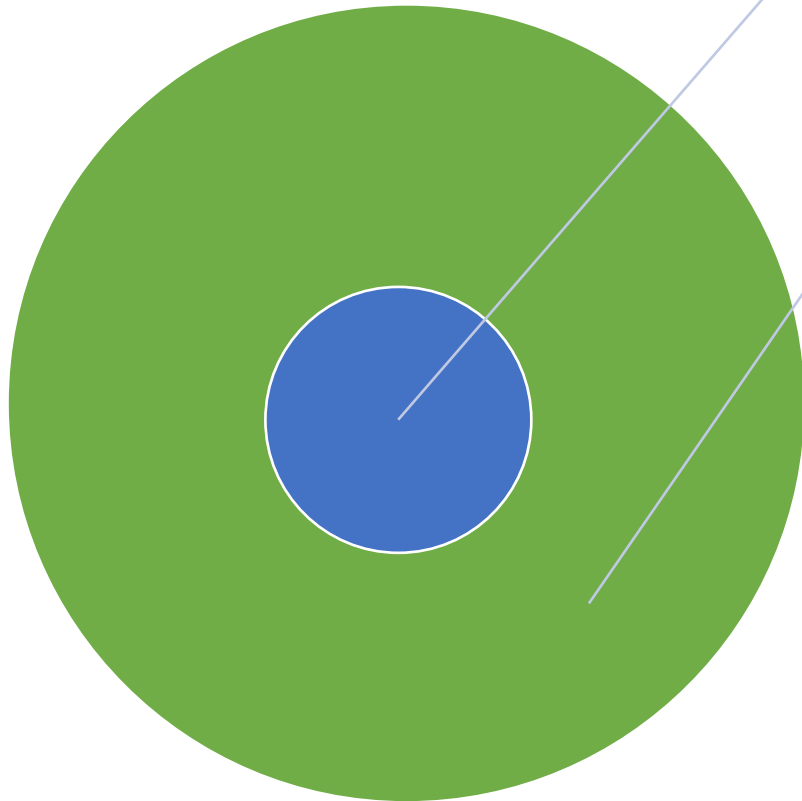
# Apple Health and Homes Eligibility

- ▶ Be 18 years of age or older
- ▶ Be enrolled in a medical assistance program under this chapter and eligible for community support services; or
- ▶ Be assessed as likely eligible for, but not yet enrolled in, a medical assistance program under this chapter due to the severity of behavioral health symptom acuity level which creates barriers to accessing and receiving conventional services;
- ▶ Have been assessed and meets one of the following:
  - ▶ Mental health need
  - ▶ Substance Use Disorder
  - ▶ Needs assistance with activities of daily living
  - ▶ Be a homeless person with chronic health conditions
- ▶ Have one of the following risk factors:
  - ▶ Be homeless or chronically homeless OR
  - ▶ History of lengthy institutional contacts OR
  - ▶ History of stays at adult residential care facilities or residential treatment facilities

# Permanent Supportive Housing

Apple Health  
and Homes PSH

Permanent  
Supportive  
Housing



[RCW 36.70A.030: Definitions. \(wa.gov\)](#)(19) "Permanent supportive housing" is subsidized, leased housing with no limit on length of stay that prioritizes people who need comprehensive support services to retain tenancy and utilizes admissions practices designed to use lower barriers to entry than would be typical for other subsidized or unsubsidized rental housing, especially related to rental history, criminal history, and personal behaviors. Permanent supportive housing is paired with on-site or off-site voluntary services designed to support a person living with a complex and disabling behavioral health or physical health condition who was experiencing homelessness or was at imminent risk of homelessness prior to moving into housing to retain their housing and be a successful tenant in a housing arrangement, improve the resident's health status, and connect the resident of the housing with community-based health care, treatment, or employment services. Permanent supportive housing is subject to all of the rights and responsibilities defined in chapter [59.18](#) RCW.



# PSH can come in different forms/models

Sample Approaches to PSH		
	<i>Scattered-Site</i>	<i>Single-Site</i>
<b><i>Tenant-based rental assistance</i></b>	Supportive housing organization helps individuals find housing throughout the community with private market landlords	A hotel purchased with public funds is converted to affordable housing and tenants pay rent along with rent assistance based on their eligibility
<b><i>Sponsor-based rental assistance (aka master leasing)</i></b>	Supportive housing organization leases a number of units within the community and then subleases to individuals in their program. Individuals have rent assistance attached based on their eligibility.	Supportive housing organization leases a number of units within one building and then subleases to individuals in their program. Rent assistance is attached to the unit and based on eligibility.
<b><i>Project-based</i></b>	A supportive housing organization uses public funds to purchase residential homes in rural communities for shared housing. Rent assistance is attached to the units and is based on their eligibility.	A non-profit developer uses public funds to develop affordable housing building. Rent assistance is attached to the units and is based on eligibility.

# How do we match people with the environment they need when the options are so limited?

---

## Needs:

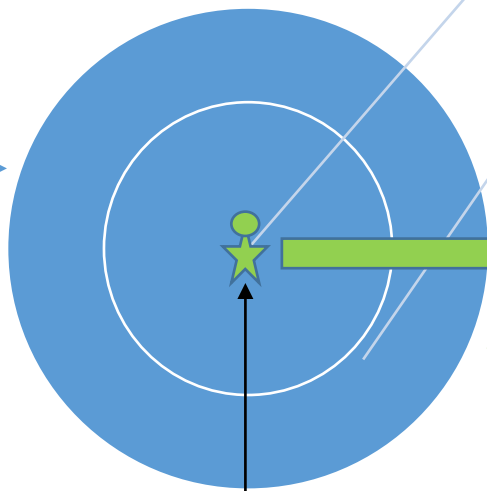
- Person who doesn't want to return to the neighborhood where they began using
- Person with a conviction and untreated BH conditions
- Person who plays their music really loud as a coping mechanism to deal with their internal stimuli wants to live in a smaller unit
- Person just leaving a skilled nursing facility after experiencing a stroke
- People from marginalized communities are not accessing PSH

## Current Options:

- Project-based housing is only located in certain locations
- Project-based housing that focuses on multiple populations with stacked funding streams
  - Limited rent assistance programs where outreach to private market landlords is limited
  - Coordinated Entry
- Large developers in a competitive environment

# AHAH proposes an individualized matching process....

"Prescription is written":  
 -Person has barriers to housing  
 -Documented diagnosis  
 -Homeless  
 -Accesses FCS

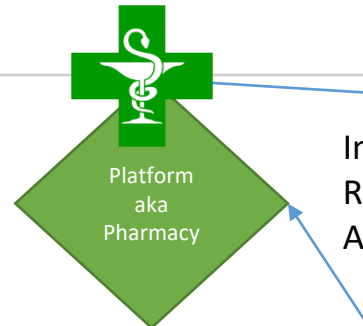


AHAH target population

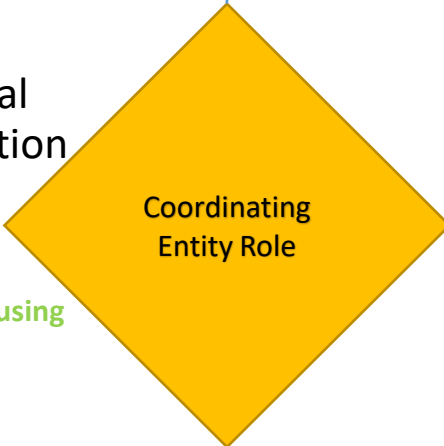
FCS total population

Assessment of Housing Needs:  
 -Preferences  
 -Conditions  
 -Support needs

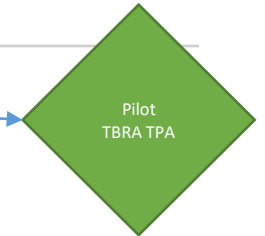
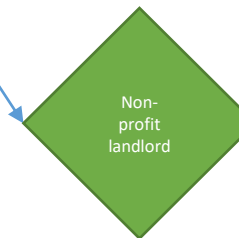
FCS/CSS provider



Inventory/  
 Real Time  
 Availability



Rapid Acquisition & Construction projects  
 \$60,00,000 + Advancing affordable housing & education centers \$ 950,000



\$\$\$

-Project-based vouchers;  
 -rental subsidies; These funds shall not be used for costs that are eligible for coverage through the foundational community supports program established pursuant to the health care authority's federal Medicaid transformation project waiver.

- Permanent supportive housing services including operations, maintenance, and service costs of permanent supportive housing units;

# Office of Apple Health and Homes/PSH

---

- Rent Assistance Third Party Administrator
- Capacity Grants
- Technical assistance through Enterprise Community Partners
- Permanent Supportive Housing Technical Assistance
- AHAH Capital Program - <https://www.commerce.wa.gov/building-infrastructure/housing/housing-trust-fund/applying-to-the-housing-trust-fund/>

# Additional Resources to help you with FCS

- [SAMHSA Permanent Supportive Housing EBP Toolkit](#)
- [Pathways to Housing](#)
- [Training/Event Calendar](#)
- [Foundational Newsletter](#)
- [Training Archives](#)
- [Homeless Housing Resource Center](#)

# Additional Partners

- ▶ Department of Social and Health Services – Aging and Long-Term Support Administration (AL TSA) Supportive Housing
  - ▶ [Housing Resources](#)
  - ▶ [Supportive Housing Services](#)
  - ▶ [Becoming a GOSH Provider](#)
- ▶ Department of Social and Health Services – Research and Data Analysis (RDA)
- ▶ Amerigroup – FCS Third Party Administrator & AHAH Coordinating Entity

# Thank you



Washington State  
Department of  
**Commerce**

[www.commerce.wa.gov](http://www.commerce.wa.gov)



Washington State  
Health Care Authority

