

Open Enrollment Transfers from Old Carrier to New Carrier: Medical - All Subscribers
 Enrollment Selections Made through 12-28-2022



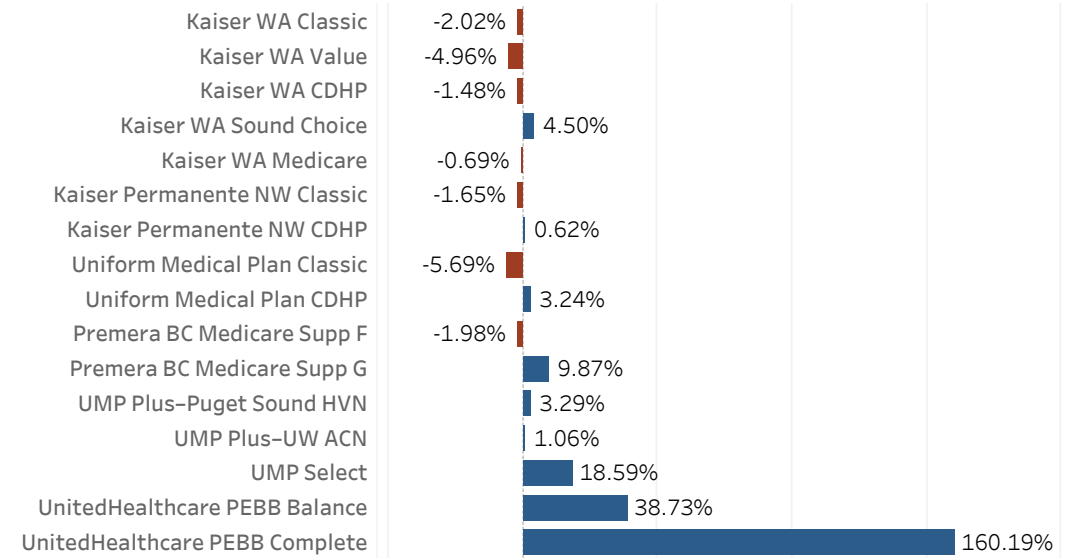
New Carrier	Old Carrier																		Grand Total New Carrier
	Kaiser WA CDHP	Kaiser WA Classic	Kaiser WA Medicare	Kaiser WA Sound Choice	Kaiser WA Value	KPNW CDHP	KPNW Classic	Premera BC MC Supp F	Premera BC MC Supp G	UHC PEBB Balance	UHC PEBB Complete	UMP CDHP	UMP Classic	UMP Select	UMP Plus-Puget Sound HVN	UMP Plus-UW ACN	No Plan Selected	New	
Kaiser WA CDHP	2,352	25		37	35							34	24	16	1	7	6	126	2,663
Kaiser WA Classic	29	10,470	3	17	160		2					9	143	6	9	10	12	360	11,230
Kaiser WA Medicare	3	39	16,634	21	33		3	3	4	1	3		98					55	16,897
Kaiser WA Sound Choice	59	80		5,416	109	1	1					28	90	28	24	42	9	354	6,241
Kaiser WA Value	28	63	1	29	11,062	1	1					7	68	14	7	21	6	220	11,528
Kaiser Permanente NW CDHP	1	1			1	277	19					1	3			1	1	20	325
Kaiser Permanente NW Classic		3	2	2	5	16	3,161						18	2			3	66	3,280
Premera BC Medicare Supp F								10,131											10,131
Premera BC Medicare Supp G		1	30	3	6			21	4,049	1	9	3	492	4		1			4,620
UnitedHealthcare PEBB Balance			7					4	6	158	3	1	58					3	240
UnitedHealthcare PEBB Complete		4	153		6		12	73	100	7	3,677		5,582	5	1	3		90	9,713
Uniform Medical Plan CDHP	88	14		40	21	9	2					11,154	406	116	28	87	17	493	12,475
Uniform Medical Plan Classic	33	310	6	64	273	2	45	1	3		6	309	102,992	191	169	362	173	2,730	107,669
UMP Select	20	32		66	70	2	5					114	503	4,246	30	80	12	643	5,823
UMP Plus-Puget Sound HVN	7	21		20	28							37	264	16	3,779	39	2	188	4,401
UMP Plus-UW ACN	11	34		60	45							62	357	42	84	10,369	17	343	11,424
No Plan Selected													4	1		2	43	256	306
Termed/No Longer Enrolled	72	364	179	197	276	15	84	103	43	6	33	325	3,065	223	129	280	77	13	5,484
Grand Total Old Carrier	2,703	11,461	17,015	5,972	12,130	323	3,335	10,336	4,205	173	3,733	12,084	114,167	4,910	4,261	11,304	378	5,960	

Open Enrollment Transfers from Old Carrier to New Carrier: Medical - All Subscribers

Changes by Plan - All Subscribers

	Original Enrolled	Current Enrolled	Change	% Change
Kaiser WA Classic	11,461	11,230	-231	-2.02%
Kaiser WA Value	12,130	11,528	-602	-4.96%
Kaiser WA CDHP	2,703	2,663	-40	-1.48%
Kaiser WA Sound Choice	5,972	6,241	269	4.50%
Kaiser WA Medicare	17,015	16,897	-118	-0.69%
Kaiser Permanente NW Classic	3,335	3,280	-55	-1.65%
Kaiser Permanente NW CDHP	323	325	2	0.62%
Uniform Medical Plan Classic	114,167	107,669	-6,498	-5.69%
Uniform Medical Plan CDHP	12,084	12,475	391	3.24%
Premera BC Medicare Supp F	10,336	10,131	-205	-1.98%
Premera BC Medicare Supp G	4,205	4,620	415	9.87%
UMP Plus-Puget Sound HVN	4,261	4,401	140	3.29%
UMP Plus-UW ACN	11,304	11,424	120	1.06%
UMP Select	4,910	5,823	913	18.59%
UnitedHealthcare PEBB Balance	173	240	67	38.73%
UnitedHealthcare PEBB Complete	3,733	9,713	5,980	160.19%

% Change - All Subscribers



Open Enrollment Transfers from Old Carrier to New Carrier: Medical - Actives
 Enrollment Selections Made through
 12-28-2022

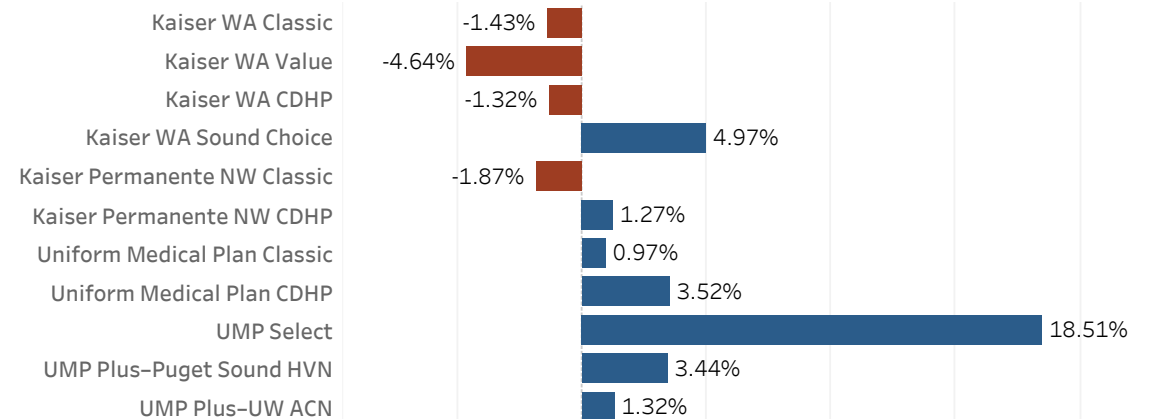


New Carrier	Old Carrier													Grand Total New Carrier
	Kaiser WA Classic	Kaiser WA Value	Kaiser WA CDHP	Kaiser WA Sound Choice	Kaiser Permanente NW Classic	Kaiser Permanente NW CDHP	Uniform Medical Plan Classic	Uniform Medical Plan CDHP	UMP Plus-Puget Sound HVN	UMP Plus-UW ACN	UMP Select	No Plan Selected	New	
Kaiser WA Classic	9,943	158	29	17	2		136	9	9	10	6	12	351	10,682
Kaiser WA Value	59	10,621	26	29	1	1	65	7	7	21	14	6	215	11,072
Kaiser WA CDHP	25	34	2,313	37			22	34	1	7	15	6	125	2,619
Kaiser WA Sound Choice	79	105	56	5,063	1	1	86	28	24	41	28	9	345	5,866
Kaiser Permanente NW Classic	3	5		2	1,372	14	13				2	3	55	1,469
Kaiser Permanente NW CDHP	1	1	1		19	271	3	1		1		1	20	319
Uniform Medical Plan Classic	307	269	33	64	45	2	67,284	298	165	355	182	173	2,548	71,725
Uniform Medical Plan CDHP	14	21	88	40	2	9	389	10,948	28	87	112	17	486	12,241
UMP Plus-Puget Sound HVN	21	28	7	20			255	37	3,691	39	16	2	185	4,301
UMP Plus-UW ACN	33	45	11	60			350	62	84	10,251	42	17	340	11,295
UMP Select	32	70	20	66	5	2	418	111	29	79	3,989	12	628	5,461
No Plan Selected							4			2	1	43	256	306
Termed/No Longer Enrolled	320	254	70	190	50	15	2,010	290	120	255	201	77	13	3,865
Grand Total Old Carrier	10,837	11,611	2,654	5,588	1,497	315	71,035	11,825	4,158	11,148	4,608	378	5,567	

Change by Plan - Actives

	Original Enr.	Current Enr.	Change	% Change
Kaiser WA Classic	10,837	10,682	-155	-1.43%
Kaiser WA Value	11,611	11,072	-539	-4.64%
Kaiser WA CDHP	2,654	2,619	-35	-1.32%
Kaiser WA Sound Choice	5,588	5,866	278	4.97%
Kaiser Permanente NW Classic	1,497	1,469	-28	-1.87%
Kaiser Permanente NW CDHP	315	319	4	1.27%
Uniform Medical Plan Classic	71,035	71,725	690	0.97%
Uniform Medical Plan CDHP	11,825	12,241	416	3.52%
UMP Select	4,608	5,461	853	18.51%
UMP Plus-Puget Sound HVN	4,158	4,301	143	3.44%
UMP Plus-UW ACN	11,148	11,295	147	1.32%

% Change - Actives



Open Enrollment Transfers from Old Carrier to New Carrier: Medical - Self Pay Non-Medicare
 Enrollment Selections Made through
 12-28-2022

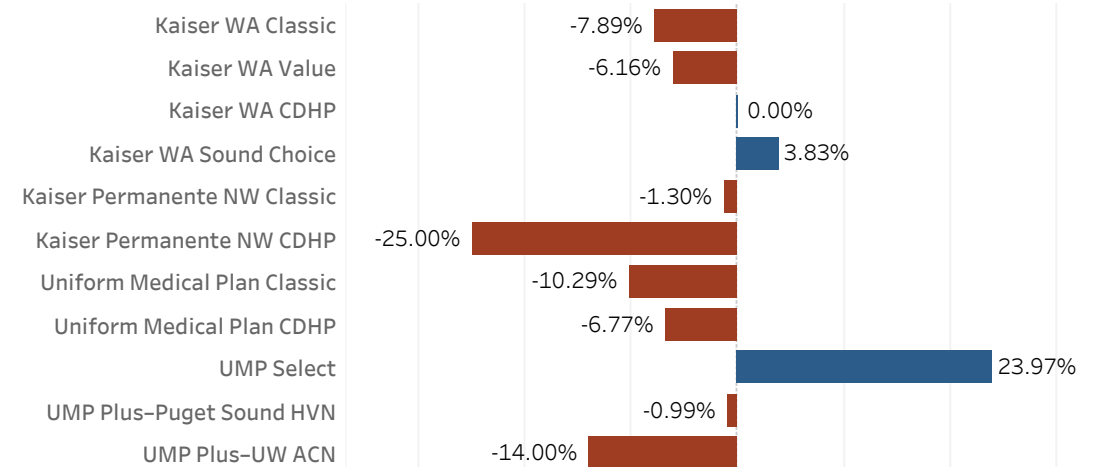


New Carrier	Old Carrier												Grand Total New Carrier	
	Kaiser WA Classic	Kaiser WA Value	Kaiser WA CDHP	Kaiser WA Sound Choice	Kaiser Permanente NW Classic	Kaiser Permanente NW CDHP	Uniform Medical Plan Classic	Uniform Medical Plan CDHP	UMP Select	UMP Plus-Puget Sound HVN	UMP Plus-UW ACN	New		
Kaiser WA Classic	371	2					4						8	385
Kaiser WA Value	2	324	1				3						5	335
Kaiser WA CDHP		1	39				2		1				1	44
Kaiser WA Sound Choice	1	4	2	280			4				1		6	298
Kaiser Permanente NW Classic					72	2							2	76
Kaiser Permanente NW CDHP						6								6
Uniform Medical Plan Classic	3	4					3,156	7	8	3	5	76	3,262	
Uniform Medical Plan CDHP							17	206	4			7	234	
UMP Select							85	3	257	1	1	15	362	
UMP Plus-Puget Sound HVN							9			88		3	100	
UMP Plus-UW ACN	1						7				118	3	129	
Termed/No Longer Enrolled	40	22	2	7	5		349	35	22	9	25		516	
Grand Total Old Carrier	418	357	44	287	77	8	3,636	251	292	101	150	126		

Change by Plan - Self Pay Non-Medicare

	Original Enroll..	Current Enrolled	Change	% Change
Kaiser WA Classic	418	385	-33	-7.89%
Kaiser WA Value	357	335	-22	-6.16%
Kaiser WA CDHP	44	44	0	0.00%
Kaiser WA Sound Choice	287	298	11	3.83%
Kaiser Permanente NW Classic	77	76	-1	-1.30%
Kaiser Permanente NW CDHP	8	6	-2	-25.00%
Uniform Medical Plan Classic	3,636	3,262	-374	-10.29%
Uniform Medical Plan CDHP	251	234	-17	-6.77%
UMP Select	292	362	70	23.97%
UMP Plus-Puget Sound HVN	101	100	-1	-0.99%
UMP Plus-UW ACN	150	129	-21	-14.00%

% Change - Self Pay Non-Medicare



Open Enrollment Transfers from Old Carrier to New Carrier: Medical - Self Pay Medicare
 Enrollment Selections Made through
 12-28-2022

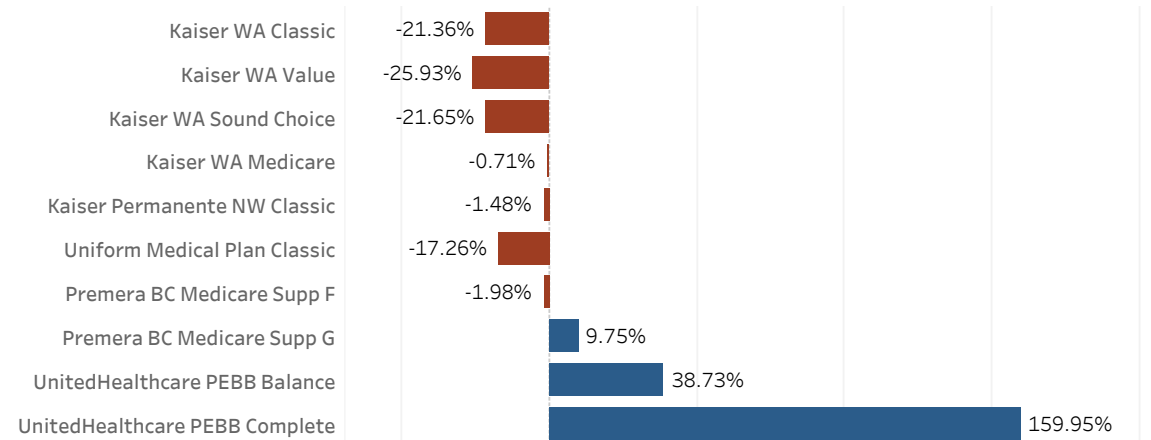


New Carrier	Old Carrier										New	Grand Total New Carrier	
	Kaiser WA Classic	Kaiser WA Value	Kaiser WA Sound Choice	Kaiser WA Medicare	Kaiser Permanente NW Classic	Uniform Medical Plan Classic	Premera BC Medicare Supp F	Premera BC Medicare Supp G	UnitedHealthcare PEBB Balance	UnitedHealthcare PEBB Complete			
Kaiser WA Classic	156			2		3						1	162
Kaiser WA Value	2	117		1									120
Kaiser WA Sound Choice			73									3	76
Kaiser WA Medicare	39	33	21	16,634	3	98	3	4	1	3		55	16,894
Kaiser Permanente NW Classic				2	1,717	5				2		9	1,735
Uniform Medical Plan Classic				6		32,552	1	3		6		106	32,678
Premera BC Medicare Supp F							10,131						10,131
Premera BC Medicare Supp G	1	6	3	30		492	21	4,049	1	9			4,615
UnitedHealthcare PEBB Balance				7		58	4	6	158	3		3	240
UnitedHealthcare PEBB Complete	4	6		153	12	5,582	73	100	7	3,677		90	9,704
Termed/No Longer Enrolled	4			179	29	706	103	43	6	33			1,103
Grand Total Old Carrier	206	162	97	17,014	1,761	39,496	10,336	4,205	173	3,733	267		

Change by Plan - Self Pay Medicare

	Original Enrolled	Current Enrolled	Change	% Change
Kaiser WA Classic	206	162	-44	-21.36%
Kaiser WA Value	162	120	-42	-25.93%
Kaiser WA Sound Choice	97	76	-21	-21.65%
Kaiser WA Medicare	17,014	16,894	-120	-0.71%
Kaiser Permanente NW Classic	1,761	1,735	-26	-1.48%
Uniform Medical Plan Classic	39,496	32,678	-6,818	-17.26%
Premera BC Medicare Supp F	10,336	10,131	-205	-1.98%
Premera BC Medicare Supp G	4,205	4,615	410	9.75%
UnitedHealthcare PEBB Balance	173	240	67	38.73%
UnitedHealthcare PEBB Complete	3,733	9,704	5,971	159.95%

% Change - Self Pay Medicare



Open Enrollment Transfers from Old Carrier to New Carrier: Medical - All Medicare
 Enrollment Selections Made through
 12-28-2022

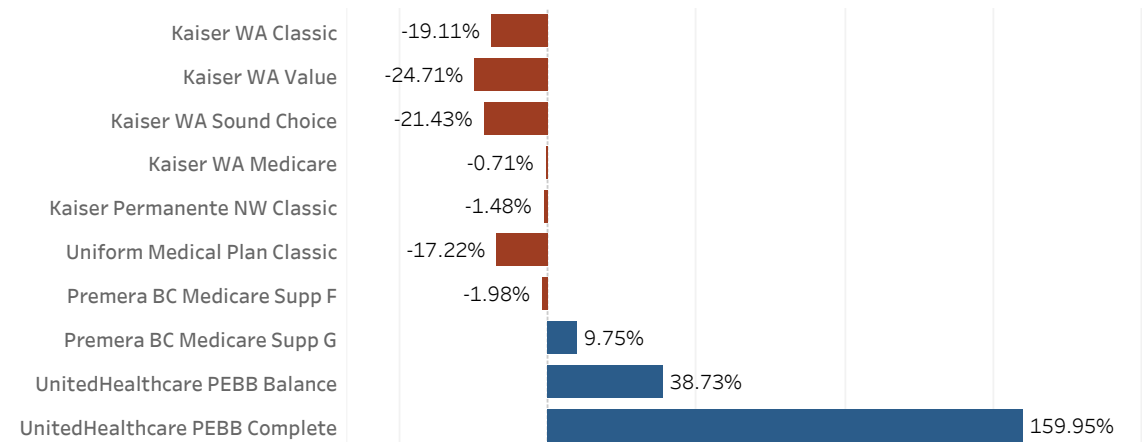


New Carrier	Old Carrier										New	Grand Total New Carrier
	Kaiser WA Classic	Kaiser WA Value	Kaiser WA Sound Choice	Kaiser WA Medicare	Kaiser Permanente NW Classic	Uniform Medical Plan Classic	Premera BC Medicare Supp F	Premera BC Medicare Supp G	UnitedHealthcare PEBB Balance	UnitedHealthcare PEBB Complete		
Kaiser WA Classic	175			3		3					1	182
Kaiser WA Value	2	125		1								128
Kaiser WA Sound Choice			74								3	77
Kaiser WA Medicare	39	33	21	16,634	3	98	3	4	1	3	55	16,894
Kaiser Permanente NW Classic				2	1,718	5				2	9	1,736
Uniform Medical Plan Classic				6		32,661	1	3		6	108	32,789
Premera BC Medicare Supp F							10,131					10,131
Premera BC Medicare Supp G	1	6	3	30		492	21	4,049	1	9		4,615
UnitedHealthcare PEBB Balance				7		58	4	6	158	3	3	240
UnitedHealthcare PEBB Complete	4	6		153	12	5,582	73	100	7	3,677	90	9,704
Termed/No Longer Enrolled	4			179	29	710	103	43	6	33		1,107
Grand Total Old Carrier	225	170	98	17,015	1,762	39,609	10,336	4,205	173	3,733	269	

Change by Plan - All Medicare

	Original Enrolled	Current Enrolled	Change	% Change
Kaiser WA Classic	225	182	-43	-19.11%
Kaiser WA Value	170	128	-42	-24.71%
Kaiser WA Sound Choice	98	77	-21	-21.43%
Kaiser WA Medicare	17,015	16,894	-121	-0.71%
Kaiser Permanente NW Classic	1,762	1,736	-26	-1.48%
Uniform Medical Plan Classic	39,609	32,789	-6,820	-17.22%
Premera BC Medicare Supp F	10,336	10,131	-205	-1.98%
Premera BC Medicare Supp G	4,205	4,615	410	9.75%
UnitedHealthcare PEBB Balance	173	240	67	38.73%
UnitedHealthcare PEBB Complete	3,733	9,704	5,971	159.95%

% Change - All Medicare



Open Enrollment Transfers from Old Carrier to New Carrier
Dental All Subscribers
 Enrollment Selections Made through
 12-28-2022



New Carrier	Old Carrier					
	Uniform Dental Plan	Willamette Dental	Deltacare	New	No Plan Selected	Grand Total
Uniform Dental Plan	168,683	443	2,073	4,440	241	175,880
Willamette Dental	317	15,820	227	428	19	16,811
Deltacare	723	240	15,605	886	30	17,484
No Plan Selected	5	2	1	247	44	299
Termed/No Longer Enrolled	3,966	322	518	34	42	4,882
Grand Total	173,694	16,827	18,424	6,035	376	

Change by Plan - Dental

New Carrier	Original Enrolled	Current Enrolled	Change	% Change
Uniform Dental Plan	173,702	175,880	2,178	1.24%
Willamette Dental	16,829	16,811	-18	-0.11%
Deltacare	18,425	17,484	-941	-5.38%

% Change - Dental

