

Managed Care Program Annual Report (MCPAR) for Washington: IFC MCPAR

Due date	Last edited	Edited by	Status
06/29/2023	01/12/2024	Reilly Fairbrother	In progress

Indicator	Response
Exclusion of CHIP from MCPAR Enrollees in separate CHIP programs funded under Title XXI should not be reported in the MCPAR. Please check this box if the state is unable to remove information about Separate CHIP enrollees from its reporting on this program.	Not Selected

Point of Contact



Find in the Excel Workbook

A_Program_Info

Number	Indicator	Response
A1	State name Auto-populated from your account profile.	Washington
A2a	Contact name First and last name of the contact person. States that do not wish to list a specific individual on the report are encouraged to use a department or program-wide email address that will allow anyone with questions to quickly reach someone who can provide answers.	Reilly Fairbrother
A2b	Contact email address Enter email address. Department or program-wide email addresses ok.	reilly.fairbrother@hca.wa.gov
A3a	Submitter name CMS receives this data upon submission of this MCPAR report.	Not answered
A3b	Submitter email address CMS receives this data upon submission of this MCPAR report.	Not answered
A4	Date of report submission CMS receives this date upon submission of this MCPAR report.	Not answered

Reporting Period



Find in the Excel Workbook

A_Program_Info

Number	Indicator	Response
A5a	Reporting period start date Auto-populated from report dashboard.	01/01/2022
A5b	Reporting period end date Auto-populated from report dashboard.	12/31/2022
A6	Program name Auto-populated from report dashboard.	IFC MCPAR

Add plans (A.7)

Enter the name of each plan that participates in the program for which the state is reporting data.



Find in the Excel Workbook

A_Program_Info

Indicator	Response
Plan name	Coordinated Care of Washington (CCW)

Add BSS entities (A.8)

Enter the names of Beneficiary Support System (BSS) entities that support enrollees in the program for which the state is reporting data. Learn more about BSS entities at [42 CFR 438.71](#). See Glossary in Excel Workbook for the definition of BSS entities.

Examples of BSS entity types include a: State or Local Government Entity, Ombudsman Program, State Health Insurance Program (SHIP), Aging and Disability Resource Network (ADRN), Center for Independent Living (CIL), Legal Assistance Organization, Community-based Organization, Subcontractor, Enrollment Broker, Consultant, or Academic/Research Organization.



Find in the Excel Workbook

A_Program_Info

Indicator	Response
BSS entity name	Washington Healthplanfinder

Topic I. Program Characteristics and Enrollment



Find in the Excel Workbook

B_State

Number	Indicator	Response
BI.1	Statewide Medicaid enrollment Enter the average number of individuals enrolled in Medicaid per month during the reporting year (i.e., average member months). Include all FFS and managed care enrollees and count each person only once, regardless of the delivery system(s) in which they are enrolled.	2,287,769
BI.2	Statewide Medicaid managed care enrollment Enter the average number of individuals enrolled in any type of Medicaid managed care per month during the reporting year (i.e., average member months). Include all managed care programs and count each person only once, even if they are enrolled in multiple managed care programs or plans.	1,912,230

Topic III. Encounter Data Report



Find in the Excel Workbook

B_State

Number	Indicator	Response
BIII.1	<p>Data validation entity</p> <p>Select the state agency/division or contractor tasked with evaluating the validity of encounter data submitted by MCPs. Encounter data validation includes verifying the accuracy, completeness, timeliness, and/or consistency of encounter data records submitted to the state by Medicaid managed care plans. Validation steps may include pre-acceptance edits and post-acceptance analyses. See Glossary in Excel Workbook for more information.</p>	<p>State Medicaid agency staff</p> <p>Proprietary system(s)</p>
BIII.2	<p>HIPAA compliance of proprietary system(s) for encounter data validation</p> <p>Were the system(s) utilized fully HIPAA compliant? Select one.</p>	<p>Yes</p>

Topic X: Program Integrity



Find in the Excel Workbook

B_State

Number	Indicator	Response
BX.1	<p>Payment risks between the state and plans</p> <p>Describe service-specific or other focused PI activities that the state conducted during the past year in this managed care program. Examples include analyses focused on use of long-term services and supports (LTSS) or prescription drugs or activities that focused on specific payment issues to identify, address, and prevent fraud, waste or abuse. Consider data analytics, reviews of under/overutilization, and other activities.</p>	<p>Light therapy with diagnosis other than psoriasis; Directive for Timed Psychotherapy/Counseling CPT codes; OIG referral for pharmacy claims written by excluded providers; Tech Assist on Q3014 telemedicine distant site; MC/FFS duplicate audit; MLR audit with focus on reporting of values for lines 1.9, 1.10 & 1.11; Payment of Delivery Case Rate (DCR) for clients with comparable third-party coverage; Timed CPT Code Review/Paid Claims; Claims Paid Timely Audit; TPL – MCO Performance/Recovery/Reporting.</p>
BX.2	<p>Contract standard for overpayments</p> <p>Does the state allow plans to retain overpayments, require the return of overpayments, or has established a hybrid system? Select one.</p>	<p>Allow plans to retain overpayments</p>
BX.3	<p>Location of contract provision stating overpayment standard</p> <p>Describe where the overpayment standard in the previous indicator is located in plan contracts, as required by 42 CFR 438.608(d)(1)(i).</p>	<p>Section 12 (12.1, 12.4 & 12.7) for overpayments made by the plans to their network providers</p>
BX.4	<p>Description of overpayment contract standard</p> <p>Briefly describe the overpayment standard (for example, details on whether the state allows plans to retain overpayments, requires the plans to return overpayments, or administers a hybrid system) selected in indicator B.X.2.</p>	<p>Plans are allowed to keep overpayments recovered from their network providers. The plans must report the identification and recovery of overpayments to the state and must recover identified overpayments within 60 days. The state may assess liquidated damages if the plans fail to identify and recover overpayments as required.</p>

BX.5	State overpayment reporting monitoring	The state requires the plans to report all program integrity activities on a monthly deliverable that includes audit detail, encounter detail, identified and recovered overpayment amounts. The state reviews and validates overpayment recoveries against submitted encounter data and meets with the plans quarterly to discuss their program integrity performance and clarify any discrepancies between reported program integrity activities and submitted encounter data. In addition, the plans are required to submit an annual report of program integrity activities that rolls up and reports identified and recovered overpayments and cost avoidance amounts for the prior calendar year.	
Describe how the state monitors plan performance in reporting overpayments to the state, e.g. does the state track compliance with this requirement and/or timeliness of reporting? The regulations at 438.604(a)(7), 608(a)(2) and 608(a)(3) require plan reporting to the state on various overpayment pieces (whether annually or promptly). This indicator is asking the state how it monitors that reporting.	BX.6	Changes in beneficiary circumstances	The state issues the 834 Benefit and Enrollment Maintenance report to each MCO every day to ensure eligibility files are up-to-date. In addition, the files are audited each month to ensure enrollment files are accurate. The state also requires the plans to report demographic changes through MC-Track using the Newborn Payment Assistance Request Form (NB PARF) for newborn retro-enrollment and the Payment Assistance Request Form (PARF) for all other payment and enrollment inquiries to include but not limited to Service Base Enhancements (DCR, WISE, etc.), regular premium payments and other demographic changes that may impact eligibility (DOD, out-of-state address, etc.).
Describe how the state ensures timely and accurate reconciliation of enrollment files between the state and plans to ensure appropriate payments for enrollees experiencing a change in status (e.g., incarcerated, deceased, switching plans).	BX.7a	Changes in provider circumstances: Monitoring plans	Yes
Does the state monitor whether plans report provider "for cause" terminations in a timely manner under 42 CFR 438.608(a)(4)? Select one.	BX.7b	Changes in provider circumstances: Metrics	No
Does the state use a metric or indicator to assess plan reporting performance? Select one.			

BX.8a	Federal database checks: Excluded person or entities	No
	<p>During the state's federal database checks, did the state find any person or entity excluded? Select one.</p> <p>Consistent with the requirements at 42 CFR 455.436 and 438.602, the State must confirm the identity and determine the exclusion status of the MCO, PIHP, PAHP, PCCM or PCCM entity, any subcontractor, as well as any person with an ownership or control interest, or who is an agent or managing employee of the MCO, PIHP, PAHP, PCCM or PCCM entity through routine checks of Federal databases.</p>	
BX.9a	Website posting of 5 percent or more ownership control	Yes
	<p>Does the state post on its website the names of individuals and entities with 5% or more ownership or control interest in MCOs, PIHPs, PAHPs, PCCMs and PCCM entities and subcontractors? Refer to §455.104 and required by 42 CFR 438.602(g)(3).</p>	
BX.9b	Website posting of 5 percent or more ownership control: Link	https://www.hca.wa.gov/about-hca/other-administrative-activities/audits-and-reporting
	<p>What is the link to the website? Refer to 42 CFR 602(g)(3).</p>	
BX.10	Periodic audits	<p>https://www.hca.wa.gov/about-hca/other-administrative-activities/audits-and-reporting NOTE: Dispute resolution was completed with all plans in early 2022.</p>
	<p>If the state conducted any audits during the contract year to determine the accuracy, truthfulness, and completeness of the encounter and financial data submitted by the plans, what is the link(s) to the audit results? Refer to 42 CFR 438.602(e).</p>	

Topic I: Program Characteristics



Find in the Excel Workbook

C1_Program_Set

Number	Indicator	Response
C1I.1	Program contract Enter the title of the contract between the state and plans participating in the managed care program.	Apple Health intergrated foster care (01/01/2022), Apple Health intergrated foster care (IFC)-behavioral health services wrap-around (01/01/2022)
N/A	Enter the date of the contract between the state and plans participating in the managed care program.	01/01/2022
C1I.2	Contract URL Provide the hyperlink to the model contract or landing page for executed contracts for the program reported in this program.	https://www.hca.wa.gov/billers-providers-partners/program-information-providers/model-managed-care-contracts
C1I.3	Program type What is the type of MCPs that contract with the state to provide the services covered under the program? Select one.	Managed Care Organization (MCO)
C1I.4a	Special program benefits Are any of the four special benefit types covered by the managed care program: (1) behavioral health, (2) long-term services and supports, (3) dental, and (4) transportation, or (5) none of the above? Select one or more. Only list the benefit type if it is a covered service as specified in a contract between the state and managed care plans participating in the program. Benefits available to eligible program enrollees via fee-for-service should not be listed here.	Behavioral health
C1I.4b	Variation in special benefits What are any variations in the availability of special benefits within the program (e.g. by	Value added benefits

service area or population)?
Enter "N/A" if not applicable.

C11.5 **Program enrollment** 24,521

Enter the average number of individuals enrolled in this managed care program per month during the reporting year (i.e., average member months).

C11.6 **Changes to enrollment or benefits** Washington extended coverage for postpartum individuals from 60 days to 12 months. This added four additional eligibility categories that are eligible for managed care.

Briefly explain any major changes to the population enrolled in or benefits provided by the managed care program during the reporting year.

Topic III: Encounter Data Report



Find in the Excel Workbook

C1_Program_Set

Number	Indicator	Response
C1III.1	Uses of encounter data For what purposes does the state use encounter data collected from managed care plans (MCPs)? Select one or more. Federal regulations require that states, through their contracts with MCPs, collect and maintain sufficient enrollee encounter data to identify the provider who delivers any item(s) or service(s) to enrollees (42 CFR 438.242(c)(1)).	Rate setting Quality/performance measurement Monitoring and reporting Contract oversight Program integrity Policy making and decision support
C1III.2	Criteria/measures to evaluate MCP performance What types of measures are used by the state to evaluate managed care plan performance in encounter data submission and correction? Select one or more. Federal regulations also require that states validate that submitted enrollee encounter data they receive is a complete and accurate representation of the services provided to enrollees under the contract between the state and the MCO, PIHP, or PAHP. 42 CFR 438.242(d).	Timeliness of initial data submissions Timeliness of data corrections Timeliness of data certifications Use of correct file formats Provider ID field complete Overall data accuracy (as determined through data validation)
C1III.3	Encounter data performance criteria contract language Provide reference(s) to the contract section(s) that describe the criteria by which managed care plan performance on encounter data submission and correction will be measured. Use contract section references, not page numbers.	5.14-5.14.9
C1III.4	Financial penalties contract language	5.24

Provide reference(s) to the contract section(s) that describes any financial penalties the state may impose on plans for the types of failures to meet encounter data submission and quality standards. Use contract section references, not page numbers.

C1III.5 Incentives for encounter data quality N/A

Describe the types of incentives that may be awarded to managed care plans for encounter data quality. Reply with "N/A" if the plan does not use incentives to award encounter data quality.

C1III.6 Barriers to collecting/validating encounter data N/A

Describe any barriers to collecting and/or validating managed care plan encounter data that the state has experienced during the reporting period.

Topic IV. Appeals, State Fair Hearings & Grievances



Find in the Excel Workbook

C1_Program_Set

Number	Indicator	Response
C1IV.1	<p>State's definition of "critical incident," as used for reporting purposes in its MLTSS program</p> <p>If this report is being completed for a managed care program that covers LTSS, what is the definition that the state uses for "critical incidents" within the managed care program? Respond with "N/A" if the managed care program does not cover LTSS.</p>	N/A
C1IV.2	<p>State definition of "timely" resolution for standard appeals</p> <p>Provide the state's definition of timely resolution for standard appeals in the managed care program. Per 42 CFR §438.408(b)(2), states must establish a timeframe for timely resolution of standard appeals that is no longer than 30 calendar days from the day the MCO, PIHP or PAHP receives the appeal.</p>	IFC Contract Subsection 13.3.10.1: For standard resolution of Appeals and for Appeals for termination, suspension, or reduction of previously authorized services a decision must be made within fourteen (14) calendar days after receipt of the Appeal, unless the Contractor notifies the Enrollee that an extension is necessary to complete the Appeal; however, the extension cannot delay the decision beyond twenty-eight (28) calendar days of the request for Appeal. For any extension not requested by an Enrollee, the Contractor shall resolve the Appeal as expeditiously as the Enrollee's health condition requires and no later than the date the extension expires.
C1IV.3	<p>State definition of "timely" resolution for expedited appeals</p> <p>Provide the state's definition of timely resolution for expedited appeals in the managed care program. Per 42 CFR §438.408(b)(3), states must establish a timeframe for timely resolution of expedited appeals that is no longer than 72 hours after the MCO, PIHP or PAHP receives the appeal.</p>	IFC Contract Subsection 13.4.3.1: For expedited resolution of appeals or appeals of mental health drug authorization decisions, including notice to the affected parties, the Contractor shall make a decision within seventy-two (72) hours after the Contractor receives the appeal. The Contractor shall also make reasonable efforts to provide oral notice of the decision.


C1V.4 State definition of "timely" resolution for grievances

Provide the state's definition of timely resolution for grievances in the managed care program. Per 42 CFR §438.408(b)(1), states must establish a timeframe for timely resolution of grievances that is no longer than 90 calendar days from the day the MCO, PIHP or PAHP receives the grievance.

IFC Contract Subsection 13.2.6: The Contractor shall complete the resolution of a Grievance and notice to the affected parties as expeditiously as the Enrollee's health condition requires, but no later than forty-five (45) calendar days from receipt of the Grievance. The Contractor may extend the timeframe for processing a grievance by up to fourteen (14) calendar days if the Enrollee requests the extension. For any extension not requested by an Enrollee, the Contractor must document that there is need for additional information and that the delay is in the Enrollee's best interest and give the Enrollee prompt oral notice of the delay.

Topic V. Availability, Accessibility and Network Adequacy

Network Adequacy

 Find in the Excel Workbook
C1_Program_Set

Number	Indicator	Response
C1V.1	<p>Gaps/challenges in network adequacy</p> <p>What are the state's biggest challenges? Describe any challenges MCPs have maintaining adequate networks and meeting standards.</p>	<p>The biggest challenges in maintaining adequate networks are workforce shortages, including in rural areas where certain types of providers are not prevalent. This can result in exceptions.</p>
C1V.2	<p>State response to gaps in network adequacy</p> <p>How does the state work with MCPs to address gaps in network adequacy?</p>	<p>If gaps in the network are caused by a lack of providers or workforce shortages which are unlikely to be resolved, the need for an exception for that county is explored. To date this has happened in a limited capacity and has affected only specialty providers. Most often, the state will research gaps in network adequacy and work with the MCP to resolve via additional contracting in the area: data error resolution; and/or corrective action plans with monetary penalties when issues require escalation.</p>


Topic V. Availability, Accessibility and Network Adequacy

Access Measures


Describe the measures the state uses to monitor availability, accessibility, and network adequacy. Report at the program level.

Revisions to the Medicaid managed care regulations in 2016 and 2020 built on existing requirements that managed care plans maintain provider networks sufficient to ensure adequate access to covered services by: (1) requiring states to develop quantitative network adequacy standards for at least eight specified provider types if covered under the contract, and to make these standards available online; (2) strengthening network adequacy monitoring requirements; and (3) addressing the needs of people with long-term care service needs (42 CFR 438.66; 42 CFR 438.68).

42 CFR 438.66(e) specifies that the MCPAR must provide information on and an assessment of the availability and accessibility of covered services within the MCO, PHIP, or PAHP contracts, including network adequacy standards for each managed care program.

 Find in the Excel Workbook
C2_Program_State

Access measure total count: 9

 **Complete**

C2.V.1 General category: General quantitative availability and accessibility standard 1 / 9

C2.V.2 Measure standard
2 in 10 miles, travel time not to exceed 90 minutes

C2.V.3 Standard type
Maximum time or distance

C2.V.4 Provider Primary care	C2.V.5 Region Urban	C2.V.6 Population Adult and pediatric
----------------------------------------	-------------------------------	-------------------------------------------------

C2.V.7 Monitoring Methods
Geomapping

C2.V.8 Frequency of oversight methods
Quarterly



C2.V.1 General category: General quantitative availability and accessibility standard

2 / 9

C2.V.2 Measure standard

1 in 25 miles, travel time not to exceed 90 minutes.

C2.V.3 Standard type

Maximum time or distance

C2.V.4 Provider

Primary care

C2.V.5 Region

Rural

C2.V.6 Population

Adult and pediatric

C2.V.7 Monitoring Methods

Geomapping

C2.V.8 Frequency of oversight methods

Quarterly



C2.V.1 General category: General quantitative availability and accessibility standard

3 / 9

C2.V.2 Measure standard

1 in 10 miles travel time not to exceed 90 minutes.

C2.V.3 Standard type

Maximum time or distance

C2.V.4 Provider

Pharmacy

C2.V.5 Region

Urban

C2.V.6 Population

Adult and pediatric

C2.V.7 Monitoring Methods

Geomapping

C2.V.8 Frequency of oversight methods

Quarterly



C2.V.1 General category: General quantitative availability and accessibility standard

4 / 9

C2.V.2 Measure standard

1 in 25 miles, travel time not to exceed 90 minutes.

C2.V.3 Standard type

Maximum time or distance

C2.V.4 Provider

Pharmacy

C2.V.5 Region

Rural

C2.V.6 Population

Adult and pediatric

C2.V.7 Monitoring Methods

Geomapping

C2.V.8 Frequency of oversight methods

Quarterly



Complete

C2.V.1 General category: General quantitative availability and accessibility standard

5 / 9

C2.V.2 Measure standard

2 in 10 miles, travel time not to exceed 90 minutes.

C2.V.3 Standard type

Maximum time or distance

C2.V.4 ProviderOB/GYN (including
Delivery Hospitals)**C2.V.5 Region**

Urban

C2.V.6 Population

Adult and pediatric

C2.V.7 Monitoring Methods

Geomapping

C2.V.8 Frequency of oversight methods

Quarterly



Complete

C2.V.1 General category: General quantitative availability and accessibility standard

6 / 9

C2.V.2 Measure standard

1 in 25 miles, travel time not to exceed 90 minutes.

C2.V.3 Standard type

Maximum time or distance

C2.V.4 Provider**C2.V.5 Region****C2.V.6 Population**

OB/GYN (including
Delivery Hospitals)

Rural

Adult and pediatric

C2.V.7 Monitoring Methods

Geomapping

C2.V.8 Frequency of oversight methods

Quarterly



Complete

C2.V.1 General category: General quantitative availability and accessibility standard

7 / 9

C2.V.2 Measure standard

1 in 25 miles, travel time not to exceed 90 minutes.

C2.V.3 Standard type

Maximum time or distance

C2.V.4 Provider

Behavioral health
(Mental Health
profession and
SUDPs)

C2.V.5 Region

Urban and Rural

C2.V.6 Population

Adult and pediatric

C2.V.7 Monitoring Methods

Geomapping

C2.V.8 Frequency of oversight methods

Quarterly



Complete

C2.V.1 General category: General quantitative availability and accessibility standard

8 / 9

C2.V.2 Measure standard

1 in 25 miles, travel time not to exceed 90 minutes.

C2.V.3 Standard type

Maximum time or distance

C2.V.4 Provider

Behavioral Health
(Outpatient)

C2.V.5 Region

Urban and Rural

C2.V.6 Population

Adult and pediatric

C2.V.7 Monitoring Methods

Geomapping

C2.V.8 Frequency of oversight methods

Quarterly



Complete

C2.V.1 General category: General quantitative availability and accessibility standard

9 / 9

C2.V.2 Measure standard

1 in 25 miles, travel time not to exceed 90 minutes.

C2.V.3 Standard type

Maximum time or distance

C2.V.4 Provider

Hospital

C2.V.5 Region

Urban and Rural

C2.V.6 Population

Adult and pediatric

C2.V.7 Monitoring Methods

Geomapping

C2.V.8 Frequency of oversight methods

Quarterly

Topic IX: Beneficiary Support System (BSS)



Find in the Excel Workbook

C1_Program_Set

Number	Indicator	Response
C1IX.1	<p>BSS website</p> <p>List the website(s) and/or email address that beneficiaries use to seek assistance from the BSS through electronic means. Separate entries with commas.</p>	<p>https://www.hca.wa.gov/about-hca/contact-hca, https://www.wahealthplanfinder.org, https://www.wahealthplanfinder.org/us/en/tools-and-resources/connect-with-us/virtual-help-details.html</p>
C1IX.2	<p>BSS auxiliary aids and services</p> <p>How do BSS entities offer services in a manner that is accessible to all beneficiaries who need their services, including beneficiaries with disabilities, as required by 42 CFR 438.71(b)(2)? CFR 438.71 requires that the beneficiary support system be accessible in multiple ways including phone, Internet, in-person, and via auxiliary aids and services when requested.</p>	<p>Washington Healthplanfinder (Health Benefit Exchange) and Washington State Health Care Authority: • Provide free aids and services to people with disabilities to communicate effectively, such as:</p> <ul style="list-style-type: none">o Qualified sign language interpreterso Written information in other formats (large print, audio, accessible electronic formats, other formats)• Provide free language services to people whose primary language is not English, such as:o Qualified interpreterso Information written in other languages <p>Washington Healthplanfinder provides customers the option to search and partner with a Broker or Navigator based on the assister's service language. Washington Healthplanfinder - Notice of Nondiscrimination website: https://www.wahbexchange.org/about-the-exchange/what-is-the-exchange/policies/nondiscriminationaccessibility/ Washington Healthplanfinder - How to Get Language Support website: https://www.wahealthplanfinder.org/us/en/tools-and-resources/how-to/language-support.html Washington Healthplanfinder - Accessibility and Inclusion website: https://www.wahealthplanfinder.org/us/en/about-us/our-organization/accessibility-and-inclusion.html Washington Health Care Authority - Notice of Nondiscrimination website: https://www.hca.wa.gov/about-hca/nondiscrimination-statement Washington Health Care Authority - ADA Accessibility website: https://www.hca.wa.gov/about-hca/ada-accessibility Washington Health Care Authority - Language Access website:</p>

C1IX.3 BSS LTSS program data N/A

How do BSS entities assist the state with identifying, remediating, and resolving systemic issues based on a review of LTSS program data such as grievances and appeals or critical incident data? Refer to 42 CFR 438.71(d)(4).

C1IX.4 State evaluation of BSS entity performance

What are steps taken by the state to evaluate the quality, effectiveness, and efficiency of the BSS entities' performance?

Out of State Alumni: The Exchange partners with Navigators and Brokers to perform outreach and enrollment activities. The Exchange supports quality, effectiveness, and efficiency through metrics such as monthly enrollment reports and KPIs. Navigators:

- Lead Organizations send monthly enrollment and outreach reports to the Exchange.
- Quality, effectiveness, and efficiency is measured by the key performance indicators (KPIs):
 - o Complete outreach plan and report delivered monthly
 - o Monthly outreach activities reach attendance limit
 - o Favorable support and responsiveness ratings from Navigators they support during the yearly Navigator Survey
 - o Navigator background checks are completed timely every two years
 - o Navigators pass certification quizzes within the first three attempts
 - o Partner Organization subcontracts (MOUs) are executed and submitted to the Exchange timely
 - o Minimum standards of Qualified Health Plan re-enrollment of customers partnered with a Navigator

Brokers:

- Brokers must sign a Washington Health Benefit Exchange Producer Participation Agreement confirming:
 - o They will comply with all Exchange policies and procedures including but not limited to those relate to enrollment solicitation, submission of applications, and sales requirements.
 - o They will comply with all applicable federal and state laws and regulations, including those governing data protection, confidentiality, and conflicts of interest, and to abide by all rules, regulations, policies, and procedures established by the Exchange, including, but not limited to, required training, annual update training, and Exchange privacy and security standards.
- Brokers must

present a Scope of Appointment form to prospective customers prior to all sales presentations. o The Exchange requires Brokers to document the scope of the marketing appointment to ensure consumers understand what will be discussed between the Broker and the consumer (or their authorized representative). o Forms are to be maintained by the producer and made available upon the request of the Exchange. Brokers and Navigators:

- Assistors are required to certify with the Exchange to access Washington Healthplanfinder.
- Assistors complete initial onboarding training and security and privacy training annually.
- Navigators also must complete a job shadow requirement.
- Brokers are required to complete a re-certification training plan and Navigators are required to complete quarterly training to retain their Washington Healthplanfinder access.
- Training provided helps keep assistors informed of systems, process, regulations, and updates to the Washington Healthplanfinder application.
- Assistors complete a User Access Agreement when onboarding and during their yearly security refresh training. Other IFC Clients services are provided by the agency's foster care team. fcas@hca.wa.gov, <https://www.hca.wa.gov/free-or-low-cost-health-care/i-need-medical-dental-or-vision-care/foster-care>

Topic X: Program Integrity



Find in the Excel Workbook
C1_Program_Set

Number	Indicator	Response
C1X.3	<p>Prohibited affiliation disclosure</p> <p>Did any plans disclose prohibited affiliations? If the state took action, enter those actions under D: Plan-level Indicators, Section VIII - Sanctions (Corresponds with Tab D3 in the Excel Workbook). Refer to 42 CFR 438.610(d).</p>	No

Topic I. Program Characteristics & Enrollment



Find in the Excel Workbook

D1_Plan_Set

Number	Indicator	Response
D1I.1	Plan enrollment Enter the average number of individuals enrolled in the plan per month during the reporting year (i.e., average member months).	Coordinated Care of Washington (CCW) 24,512
D1I.2	Plan share of Medicaid What is the plan enrollment (within the specific program) as a percentage of the state's total Medicaid enrollment? <ul style="list-style-type: none">• Numerator: Plan enrollment (D1.I.1)• Denominator: Statewide Medicaid enrollment (B.I.1)	Coordinated Care of Washington (CCW) 1.07%
D1I.3	Plan share of any Medicaid managed care What is the plan enrollment (regardless of program) as a percentage of total Medicaid enrollment in any type of managed care? <ul style="list-style-type: none">• Numerator: Plan enrollment (D1.I.1)• Denominator: Statewide Medicaid managed care enrollment (B.I.2)	Coordinated Care of Washington (CCW) 1.3%

Topic II. Financial Performance



Find in the Excel Workbook

D1_Plan_Set

Number	Indicator	Response
D1II.1a	Medical Loss Ratio (MLR) What is the MLR percentage? Per 42 CFR 438.66(e)(2)(i), the Managed Care Program Annual Report must provide information on the Financial performance of each MCO, PIHP, and PAHP, including MLR experience. If MLR data are not available for this reporting period due to data lags, enter the MLR calculated for the most recently available reporting period and indicate the reporting period in item D1.II.3 below. See Glossary in Excel Workbook for the regulatory definition of MLR.	Coordinated Care of Washington (CCW) 91.9%
D1II.1b	Level of aggregation What is the aggregation level that best describes the MLR being reported in the previous indicator? Select one. As permitted under 42 CFR 438.8(i), states are allowed to aggregate data for reporting purposes across programs and populations.	Coordinated Care of Washington (CCW) Program-specific statewide
D1II.2	Population specific MLR description Does the state require plans to submit separate MLR calculations for specific populations served within this program, for example, MLTSS or Group VIII expansion enrollees? If so, describe the populations here. Enter "N/A" if not applicable. See glossary for the regulatory definition of MLR.	Coordinated Care of Washington (CCW) Integrated Foster Care population only (excludes Integrated Managed Care population)
D1II.3	MLR reporting period discrepancies	Coordinated Care of Washington (CCW) Yes

Does the data reported in item D1.II.1a cover a different time period than the MCPAR report?

N/A

Enter the start date.

Coordinated Care of Washington (CCW)

01/01/2021

N/A

Enter the end date.

Coordinated Care of Washington (CCW)

12/31/2021

Topic III. Encounter Data



Find in the Excel Workbook

D1_Plan_Set

Number	Indicator	Response
D1III.1	Definition of timely encounter data submissions Describe the state's standard for timely encounter data submissions used in this program. If reporting frequencies and standards differ by type of encounter within this program, please explain.	Coordinated Care of Washington (CCW) The standard for timely encounter data submissions is 30 days from the end of the month in which the claim was paid by the MCP.
D1III.2	Share of encounter data submissions that met state's timely submission requirements What percent of the plan's encounter data file submissions (submitted during the reporting period) met state requirements for timely submission? If the state has not yet received any encounter data file submissions for the entire contract period when it submits this report, the state should enter here the percentage of encounter data submissions that were compliant out of the file submissions it has received from the managed care plan for the reporting period.	Coordinated Care of Washington (CCW) 97.82%
D1III.3	Share of encounter data submissions that were HIPAA compliant What percent of the plan's encounter data submissions (submitted during the reporting period) met state requirements for HIPAA compliance? If the state has not yet received encounter data submissions for the entire contract period when it submits this report, enter here percentage of encounter data submissions that were compliant out of the proportion received from the managed	Coordinated Care of Washington (CCW) 97.82%

care plan for the reporting period.

Topic IV. Appeals, State Fair Hearings & Grievances

Appeals Overview



Find in the Excel Workbook

D1_Plan_Set

Number	Indicator	Response
D1IV.1	Appeals resolved (at the plan level) Enter the total number of appeals resolved during the reporting year. An appeal is "resolved" at the plan level when the plan has issued a decision, regardless of whether the decision was wholly or partially favorable or adverse to the beneficiary, and regardless of whether the beneficiary (or the beneficiary's representative) chooses to file a request for a State Fair Hearing or External Medical Review.	Coordinated Care of Washington (CCW) 31
D1IV.2	Active appeals Enter the total number of appeals still pending or in process (not yet resolved) as of the end of the reporting year.	Coordinated Care of Washington (CCW) 0
D1IV.3	Appeals filed on behalf of LTSS users Enter the total number of appeals filed during the reporting year by or on behalf of LTSS users. Enter "N/A" if not applicable. An LTSS user is an enrollee who received at least one LTSS service at any point during the reporting year (regardless of whether the enrollee was actively receiving LTSS at the time that the appeal was filed).	Coordinated Care of Washington (CCW) N/A
D1IV.4	Number of critical incidents filed during the reporting period by (or on behalf of) an	Coordinated Care of Washington (CCW) N/A

LTSS user who previously filed an appeal

For managed care plans that cover LTSS, enter the number of critical incidents filed within the reporting period by (or on behalf of) LTSS users who previously filed appeals in the reporting year. If the managed care plan does not cover LTSS, enter "N/A".

Also, if the state already submitted this data for the reporting year via the CMS readiness review appeal and grievance report (because the managed care program or plan were new or serving new populations during the reporting year), and the readiness review tool was submitted for at least 6 months of the reporting year, enter "N/A".

The appeal and critical incident do not have to have been "related" to the same issue - they only need to have been filed by (or on behalf of) the same enrollee. Neither the critical incident nor the appeal need to have been filed in relation to delivery of LTSS — they may have been filed for any reason, related to any service received (or desired) by an LTSS user.

To calculate this number, states or managed care plans should first identify the LTSS users for whom critical incidents were filed during the reporting year, then determine whether those enrollees had filed an appeal during the reporting year, and whether the filing of the appeal preceded the filing of the critical incident.

D1IV.5a	Standard appeals for which timely resolution was provided	Coordinated Care of Washington (CCW) 30
	Enter the total number of standard appeals for which timely resolution was provided by plan during the reporting period. See 42 CFR §438.408(b)(2) for requirements related to timely resolution of standard appeals.	

D1IV.5b	Expedited appeals for which timely resolution was provided	Coordinated Care of Washington (CCW) 1
	Enter the total number of expedited appeals for which timely resolution was provided by plan during the reporting period. See 42 CFR §438.408(b)(3) for requirements related to timely resolution of standard appeals.	
D1IV.6a	Resolved appeals related to denial of authorization or limited authorization of a service	Coordinated Care of Washington (CCW) 0
	Enter the total number of appeals resolved by the plan during the reporting year that were related to the plan's denial of authorization for a service not yet rendered or limited authorization of a service. (Appeals related to denial of payment for a service already rendered should be counted in indicator D1.IV.6c).	
D1IV.6b	Resolved appeals related to reduction, suspension, or termination of a previously authorized service	Coordinated Care of Washington (CCW) 0
	Enter the total number of appeals resolved by the plan during the reporting year that were related to the plan's reduction, suspension, or termination of a previously authorized service.	
D1IV.6c	Resolved appeals related to payment denial	Coordinated Care of Washington (CCW) 0
	Enter the total number of appeals resolved by the plan during the reporting year that were related to the plan's denial, in whole or in part, of payment for a service that was already rendered.	
D1IV.6d	Resolved appeals related to service timeliness	Coordinated Care of Washington (CCW) 0
	Enter the total number of appeals resolved by the plan during the reporting year that	

were related to the plan's failure to provide services in a timely manner (as defined by the state).

D1IV.6e	Resolved appeals related to lack of timely plan response to an appeal or grievance	Coordinated Care of Washington (CCW)
		0
	Enter the total number of appeals resolved by the plan during the reporting year that were related to the plan's failure to act within the timeframes provided at 42 CFR §438.408(b)(1) and (2) regarding the standard resolution of grievances and appeals.	


D1IV.6f	Resolved appeals related to plan denial of an enrollee's right to request out-of-network care	Coordinated Care of Washington (CCW)
		0
	Enter the total number of appeals resolved by the plan during the reporting year that were related to the plan's denial of an enrollee's request to exercise their right, under 42 CFR §438.52(b)(2)(ii), to obtain services outside the network (only applicable to residents of rural areas with only one MCO).	

D1IV.6g	Resolved appeals related to denial of an enrollee's request to dispute financial liability	Coordinated Care of Washington (CCW)
		0
	Enter the total number of appeals resolved by the plan during the reporting year that were related to the plan's denial of an enrollee's request to dispute a financial liability.	

Topic IV. Appeals, State Fair Hearings & Grievances

Appeals by Service

Number of appeals resolved during the reporting period related to various services. Note: A single appeal may be related to multiple service types and may therefore be counted in multiple categories.

 Find in the Excel Workbook
D1_Plan_Set

Number	Indicator	Response
D1IV.7a	Resolved appeals related to general inpatient services Enter the total number of appeals resolved by the plan during the reporting year that were related to general inpatient care, including diagnostic and laboratory services. Do not include appeals related to inpatient behavioral health services – those should be included in indicator D1.IV.7c. If the managed care plan does not cover general inpatient services, enter "N/A".	Coordinated Care of Washington (CCW) N/A
D1IV.7b	Resolved appeals related to general outpatient services Enter the total number of appeals resolved by the plan during the reporting year that were related to general outpatient care, including diagnostic and laboratory services. Please do not include appeals related to outpatient behavioral health services – those should be included in indicator D1.IV.7d. If the managed care plan does not cover general outpatient services, enter "N/A".	Coordinated Care of Washington (CCW) N/A
D1IV.7c	Resolved appeals related to inpatient behavioral health services	Coordinated Care of Washington (CCW) 0

Enter the total number of appeals resolved by the plan during the reporting year that were related to inpatient mental health and/or substance use services. If the managed care plan does not cover inpatient behavioral health services, enter "N/A".

D1IV.7d	Resolved appeals related to outpatient behavioral health services	Coordinated Care of Washington (CCW)
	Enter the total number of appeals resolved by the plan during the reporting year that were related to outpatient mental health and/or substance use services. If the managed care plan does not cover outpatient behavioral health services, enter "N/A".	0

D1IV.7e	Resolved appeals related to covered outpatient prescription drugs	Coordinated Care of Washington (CCW)
	Enter the total number of appeals resolved by the plan during the reporting year that were related to outpatient prescription drugs covered by the managed care plan. If the managed care plan does not cover outpatient prescription drugs, enter "N/A".	N/A

D1IV.7f	Resolved appeals related to skilled nursing facility (SNF) services	Coordinated Care of Washington (CCW)
	Enter the total number of appeals resolved by the plan during the reporting year that were related to SNF services. If the managed care plan does not cover skilled nursing services, enter "N/A".	N/A

D1IV.7g	Resolved appeals related to long-term services and supports (LTSS)	Coordinated Care of Washington (CCW)
	Enter the total number of appeals resolved by the plan during the reporting year that were related to institutional LTSS or LTSS provided through home and community-based (HCBS) services, including	N/A

personal care and self-directed services. If the managed care plan does not cover LTSS services, enter "N/A".

D1IV.7h	Resolved appeals related to dental services	Coordinated Care of Washington (CCW)
	Enter the total number of appeals resolved by the plan during the reporting year that were related to dental services. If the managed care plan does not cover dental services, enter "N/A".	N/A
<hr/>		
D1IV.7i	Resolved appeals related to non-emergency medical transportation (NEMT)	Coordinated Care of Washington (CCW)
	Enter the total number of appeals resolved by the plan during the reporting year that were related to NEMT. If the managed care plan does not cover NEMT, enter "N/A".	N/A
<hr/>		
D1IV.7j	Resolved appeals related to other service types	Coordinated Care of Washington (CCW)
	Enter the total number of appeals resolved by the plan during the reporting year that were related to services that do not fit into one of the categories listed above. If the managed care plan does not cover services other than those in items D1.IV.7a-i, enter "N/A".	31

Topic IV. Appeals, State Fair Hearings & Grievances

State Fair Hearings



Find in the Excel Workbook

D1_Plan_Set

Number	Indicator	Response
D1IV.8a	State Fair Hearing requests Enter the total number of State Fair Hearing requests filed during the reporting year with the plan that issued an adverse benefit determination.	Coordinated Care of Washington (CCW) 0
D1IV.8b	State Fair Hearings resulting in a favorable decision for the enrollee Enter the total number of State Fair Hearing decisions rendered during the reporting year that were partially or fully favorable to the enrollee.	Coordinated Care of Washington (CCW) 0
D1IV.8c	State Fair Hearings resulting in an adverse decision for the enrollee Enter the total number of State Fair Hearing decisions rendered during the reporting year that were adverse for the enrollee.	Coordinated Care of Washington (CCW) 0
D1IV.8d	State Fair Hearings retracted prior to reaching a decision Enter the total number of State Fair Hearing decisions retracted (by the enrollee or the representative who filed a State Fair Hearing request on behalf of the enrollee) during the reporting year prior to reaching a decision.	Coordinated Care of Washington (CCW) 0
D1IV.9a	External Medical Reviews resulting in a favorable decision for the enrollee If your state does offer an external medical review process, enter the total number of external medical review decisions rendered during the	Coordinated Care of Washington (CCW) 0

reporting year that were partially or fully favorable to the enrollee. If your state does not offer an external medical review process, enter "N/A". External medical review is defined and described at 42 CFR §438.402(c)(i)(B).

D1IV.9b

External Medical Reviews resulting in an adverse decision for the enrollee

If your state does offer an external medical review process, enter the total number of external medical review decisions rendered during the reporting year that were adverse to the enrollee. If your state does not offer an external medical review process, enter "N/A".

External medical review is defined and described at 42 CFR §438.402(c)(i)(B).

Coordinated Care of Washington (CCW)

0

Topic IV. Appeals, State Fair Hearings & Grievances

Grievances Overview



Find in the Excel Workbook

D1_Plan_Set

Number	Indicator	Response
D1IV.10	Grievances resolved Enter the total number of grievances resolved by the plan during the reporting year. A grievance is "resolved" when it has reached completion and been closed by the plan.	Coordinated Care of Washington (CCW) 233
D1IV.11	Active grievances Enter the total number of grievances still pending or in process (not yet resolved) as of the end of the reporting year.	Coordinated Care of Washington (CCW) 0
D1IV.12	Grievances filed on behalf of LTSS users Enter the total number of grievances filed during the reporting year by or on behalf of LTSS users. An LTSS user is an enrollee who received at least one LTSS service at any point during the reporting year (regardless of whether the enrollee was actively receiving LTSS at the time that the grievance was filed). If this does not apply, enter N/A.	Coordinated Care of Washington (CCW) N/A
D1IV.13	Number of critical incidents filed during the reporting period by (or on behalf of) an LTSS user who previously filed a grievance For managed care plans that cover LTSS, enter the number of critical incidents filed within the reporting period by (or on	Coordinated Care of Washington (CCW) N/A

behalf of) LTSS users who previously filed grievances in the reporting year. The grievance and critical incident do not have to have been "related" to the same issue - they only need to have been filed by (or on behalf of) the same enrollee. Neither the critical incident nor the grievance need to have been filed in relation to delivery of LTSS - they may have been filed for any reason, related to any service received (or desired) by an LTSS user.

If the managed care plan does not cover LTSS, the state should enter "N/A" in this field.

Additionally, if the state already submitted this data for the reporting year via the CMS readiness review appeal and grievance report (because the managed care program or plan were new or serving new populations during the reporting year), and the readiness review tool was submitted for at least 6 months of the reporting year, the state can enter "N/A" in this field.

To calculate this number, states or managed care plans should first identify the LTSS users for whom critical incidents were filed during the reporting year, then determine whether those enrollees had filed a grievance during the reporting year, and whether the filing of the grievance preceded the filing of the critical incident.

D1IV.14

Number of grievances for which timely resolution was provided

Coordinated Care of Washington (CCW)

230

Enter the number of grievances for which timely resolution was provided by plan during the reporting period.

See 42 CFR §438.408(b)(1) for requirements related to the timely resolution of grievances.

Topic IV. Appeals, State Fair Hearings & Grievances

Grievances by Service

Report the number of grievances resolved by plan during the reporting period by service.



Find in the Excel Workbook

D1_Plan_Set

Number	Indicator	Response
D1IV.15a	Resolved grievances related to general inpatient services Enter the total number of grievances resolved by the plan during the reporting year that were related to general inpatient care, including diagnostic and laboratory services. Do not include grievances related to inpatient behavioral health services — those should be included in indicator D1.IV.15c. If the managed care plan does not cover this type of service, enter "N/A".	Coordinated Care of Washington (CCW) 0
D1IV.15b	Resolved grievances related to general outpatient services Enter the total number of grievances resolved by the plan during the reporting year that were related to general outpatient care, including diagnostic and laboratory services. Do not include grievances related to outpatient behavioral health services — those should be included in indicator D1.IV.15d. If the managed care plan does not cover this type of service, enter "N/A".	Coordinated Care of Washington (CCW) 4
D1IV.15c	Resolved grievances related to inpatient behavioral health services Enter the total number of grievances resolved by the plan during the reporting year that were related to inpatient	Coordinated Care of Washington (CCW) N/A

mental health and/or substance use services. If the managed care plan does not cover this type of service, enter "N/A".

D1IV.15d	Resolved grievances related to outpatient behavioral health services	Coordinated Care of Washington (CCW) N/A
	Enter the total number of grievances resolved by the plan during the reporting year that were related to outpatient mental health and/or substance use services. If the managed care plan does not cover this type of service, enter "N/A".	
D1IV.15e	Resolved grievances related to coverage of outpatient prescription drugs	Coordinated Care of Washington (CCW) N/A
	Enter the total number of grievances resolved by the plan during the reporting year that were related to outpatient prescription drugs covered by the managed care plan. If the managed care plan does not cover this type of service, enter "N/A".	
D1IV.15f	Resolved grievances related to skilled nursing facility (SNF) services	Coordinated Care of Washington (CCW) 0
	Enter the total number of grievances resolved by the plan during the reporting year that were related to SNF services. If the managed care plan does not cover this type of service, enter "N/A".	
D1IV.15g	Resolved grievances related to long-term services and supports (LTSS)	Coordinated Care of Washington (CCW) N/A
	Enter the total number of grievances resolved by the plan during the reporting year that were related to institutional LTSS or LTSS provided through home and community-based (HCBS) services, including personal care and self-directed services. If the managed care plan does not cover this type of service, enter "N/A".	

D1IV.15h	Resolved grievances related to dental services	Coordinated Care of Washington (CCW)
-----------------	-------------------------------------------------------	---------------------------------------------

N/A

Enter the total number of grievances resolved by the plan during the reporting year that were related to dental services. If the managed care plan does not cover this type of service, enter "N/A".

D1IV.15i	Resolved grievances related to non-emergency medical transportation (NEMT)	Coordinated Care of Washington (CCW)
-----------------	-----------------------------------------------------------------------------------	---------------------------------------------

0

Enter the total number of grievances resolved by the plan during the reporting year that were related to NEMT. If the managed care plan does not cover this type of service, enter "N/A".

D1IV.15j	Resolved grievances related to other service types	Coordinated Care of Washington (CCW)
-----------------	-----------------------------------------------------------	---------------------------------------------

0

Enter the total number of grievances resolved by the plan during the reporting year that were related to services that do not fit into one of the categories listed above. If the managed care plan does not cover services other than those in items D1.IV.15a-i, enter "N/A".

Topic IV. Appeals, State Fair Hearings & Grievances

Grievances by Reason

Report the number of grievances resolved by plan during the reporting period by reason.



Find in the Excel Workbook

D1_Plan_Set

Number	Indicator	Response
D1IV.16a	Resolved grievances related to plan or provider customer service Enter the total number of grievances resolved by the plan during the reporting year that were related to plan or provider customer service. Customer service grievances include complaints about interactions with the plan's Member Services department, provider offices or facilities, plan marketing agents, or any other plan or provider representatives.	Coordinated Care of Washington (CCW) 2
D1IV.16b	Resolved grievances related to plan or provider care management/case management Enter the total number of grievances resolved by the plan during the reporting year that were related to plan or provider care management/case management. Care management/case management grievances include complaints about the timeliness of an assessment or complaints about the plan or provider care or case management process.	Coordinated Care of Washington (CCW) 0

D1IV.16c	Resolved grievances related to access to care/services from plan or provider	Coordinated Care of Washington (CCW) 6
	Enter the total number of grievances resolved by the plan during the reporting year that were related to access to care. Access to care grievances include complaints about difficulties finding qualified in-network providers, excessive travel or wait times, or other access issues.	
D1IV.16d	Resolved grievances related to quality of care	Coordinated Care of Washington (CCW) 11
	Enter the total number of grievances resolved by the plan during the reporting year that were related to quality of care. Quality of care grievances include complaints about the effectiveness, efficiency, equity, patient-centeredness, safety, and/or acceptability of care provided by a provider or the plan.	
D1IV.16e	Resolved grievances related to plan communications	Coordinated Care of Washington (CCW) 0
	Enter the total number of grievances resolved by the plan during the reporting year that were related to plan communications. Plan communication grievances include grievances related to the clarity or accuracy of enrollee materials or other plan communications or to an enrollee's access to or the accessibility of enrollee materials or plan communications.	
D1IV.16f	Resolved grievances related to payment or billing issues	Coordinated Care of Washington (CCW) 228
	Enter the total number of grievances resolved by the plan during the reporting year that	

were filed for a reason related to payment or billing issues.

D1IV.16g	Resolved grievances related to suspected fraud	Coordinated Care of Washington (CCW)
	<p>Enter the total number of grievances resolved by the plan during the reporting year that were related to suspected fraud.</p> <p>Suspected fraud grievances include suspected cases of financial/payment fraud perpetrated by a provider, payer, or other entity. Note: grievances reported in this row should only include grievances submitted to the managed care plan, not grievances submitted to another entity, such as a state Ombudsman or Office of the Inspector General.</p>	0
<hr/>		
D1IV.16h	Resolved grievances related to abuse, neglect or exploitation	Coordinated Care of Washington (CCW)
	<p>Enter the total number of grievances resolved by the plan during the reporting year that were related to abuse, neglect or exploitation.</p> <p>Abuse/neglect/exploitation grievances include cases involving potential or actual patient harm.</p>	0
<hr/>		
D1IV.16i	Resolved grievances related to lack of timely plan response to a service authorization or appeal (including requests to expedite or extend appeals)	Coordinated Care of Washington (CCW)
	<p>Enter the total number of grievances resolved by the plan during the reporting year that were filed due to a lack of timely plan response to a service authorization or appeal request (including requests to expedite or extend appeals).</p>	0

D1IV.16j	Resolved grievances related to plan denial of expedited appeal	Coordinated Care of Washington (CCW)
		0
	<p>Enter the total number of grievances resolved by the plan during the reporting year that were related to the plan's denial of an enrollee's request for an expedited appeal. Per 42 CFR §438.408(b)(3), states must establish a timeframe for timely resolution of expedited appeals that is no longer than 72 hours after the MCO, PIHP or PAHP receives the appeal. If a plan denies a request for an expedited appeal, the enrollee or their representative have the right to file a grievance.</p>	

D1IV.16k	Resolved grievances filed for other reasons	Coordinated Care of Washington (CCW)
		1
	<p>Enter the total number of grievances resolved by the plan during the reporting year that were filed for a reason other than the reasons listed above.</p>	

Topic VII: Quality & Performance Measures

Report on individual measures in each of the following eight domains: (1) Primary care access and preventive care, (2) Maternal and perinatal health, (3) Care of acute and chronic conditions, (4) Behavioral health care, (5) Dental and oral health services, (6) Health plan enrollee experience of care, (7) Long-term services and supports, and (8) Other. For composite measures, be sure to include each individual sub-measure component.



Find in the Excel Workbook

D2_Plan_Measures

Quality & performance measure total count: 17



Complete

D2.VII.1 Measure Name: Childhood Immunization Status (CIS), combo 1 / 17
10

D2.VII.2 Measure Domain

Primary care access and preventative care

D2.VII.3 National Quality Forum (NQF) number

N/A

D2.VII.4 Measure Reporting and D2.VII.5 Programs

Program-specific rate

D2.VII.6 Measure Set

HEDIS

D2.VII.7a Reporting Period and D2.VII.7b Reporting period: Date range

No, 01/01/2021 - 12/31/2021

D2.VII.8 Measure Description

N/A

Measure results

Coordinated Care of Washington (CCW)

54%



Complete

D2.VII.1 Measure Name: Immunizations for Adolescents (IMA), Combo 2 / 17
2

D2.VII.2 Measure Domain

Primary care access and preventative care

D2.VII.3 National Quality Forum (NQF) number

N/A

D2.VII.4 Measure Reporting and D2.VII.5 Programs

Program-specific rate

D2.VII.6 Measure Set

HEDIS

D2.VII.7a Reporting Period and D2.VII.7b Reporting period: Date range

No, 01/01/2021 - 12/31/2021

D2.VII.8 Measure Description

N/A

Measure results

Coordinated Care of Washington (CCW)

31%



Complete

D2.VII.1 Measure Name: Lead Screening in Children (LSC)

3 / 17

D2.VII.2 Measure Domain

Primary care access and preventative care

D2.VII.3 National Quality Forum (NQF) number

N/A

D2.VII.4 Measure Reporting and D2.VII.5 Programs

Program-specific rate

D2.VII.6 Measure Set

HEDIS

D2.VII.7a Reporting Period and D2.VII.7b Reporting period: Date range

No, 01/01/2021 - 12/31/2021

D2.VII.8 Measure Description

N/A

Measure results

Coordinated Care of Washington (CCW)

31%



Complete

D2.VII.1 Measure Name: Chlamydia Screening (CHL)

4 / 17

D2.VII.2 Measure Domain

Primary care access and preventative care

D2.VII.3 National Quality Forum (NQF) number

N/A

D2.VII.4 Measure Reporting and D2.VII.5 Programs

Program-specific rate

D2.VII.6 Measure Set

HEDIS

D2.VII.7a Reporting Period and D2.VII.7b Reporting period: Date range

No, 01/01/2021 - 12/31/2021

D2.VII.8 Measure Description

N/A

Measure results

Coordinated Care of Washington (CCW)

53%



Complete

D2.VII.1 Measure Name: Asthma Medication Ratio (AMR)

5 / 17

D2.VII.2 Measure Domain

Care of acute and chronic conditions

D2.VII.3 National Quality Forum (NQF) number

N/A

D2.VII.4 Measure Reporting and D2.VII.5 Programs

Program-specific rate

D2.VII.6 Measure Set

HEDIS

D2.VII.7a Reporting Period and D2.VII.7b Reporting period: Date range

No, 01/01/2021 - 12/31/2021

D2.VII.8 Measure Description

N/A

Measure results

Coordinated Care of Washington (CCW)

80%



Complete

D2.VII.1 Measure Name: Kidney Health Evaluation for Patients with Diabetes (KED)

6 / 17

D2.VII.2 Measure Domain

Care of acute and chronic conditions

D2.VII.3 National Quality Forum (NQF) number

N/A

D2.VII.4 Measure Reporting and D2.VII.5 Programs

Program-specific rate

D2.VII.6 Measure Set

HEDIS

D2.VII.7a Reporting Period and D2.VII.7b Reporting period: Date range

No, 01/01/2021 - 12/31/2021

D2.VII.8 Measure Description

N/A

Measure results

Coordinated Care of Washington (CCW)

25%



Complete

D2.VII.1 Measure Name: Antidepressant Medication Management (AMM), Effective Acute Phase

7 / 17

D2.VII.2 Measure Domain

Behavioral health care

D2.VII.3 National Quality Forum (NQF) number

N/A

D2.VII.4 Measure Reporting and D2.VII.5 Programs

Program-specific rate

D2.VII.6 Measure Set

HEDIS

D2.VII.7a Reporting Period and D2.VII.7b Reporting period: Date range

No, 01/01/2021 - 12/31/2021

D2.VII.8 Measure Description

N/A

Measure results

Coordinated Care of Washington (CCW)

57%



Complete

D2.VII.1 Measure Name: Antidepressant Medication Management (AMM), Conituation Phase

8 / 17

D2.VII.2 Measure Domain

Behavioral health care

D2.VII.3 National Quality Forum (NQF) number

N/A

D2.VII.4 Measure Reporting and D2.VII.5 Programs

Program-specific rate

D2.VII.6 Measure Set

HEDIS

D2.VII.7a Reporting Period and D2.VII.7b Reporting period: Date range

No, 01/01/2021 - 12/31/2021

D2.VII.8 Measure Description

N/A

Measure results

Coordinated Care of Washington (CCW)

35%



Complete

D2.VII.1 Measure Name: Follow-up Care for Children Prescribed ADHD Mediation (ADD), Initiation Phase 9 / 17

D2.VII.2 Measure Domain

Behavioral health care

D2.VII.3 National Quality Forum (NQF) number

N/A

D2.VII.4 Measure Reporting and D2.VII.5 Programs

Program-specific rate

D2.VII.6 Measure Set

HEDIS

D2.VII.7a Reporting Period and D2.VII.7b Reporting period: Date range

No, 01/01/2021 - 12/31/2021

D2.VII.8 Measure Description

N/A

Measure results

Coordinated Care of Washington (CCW)

46%



Complete

D2.VII.1 Measure Name: Follow-up after Hospitalization for Mental Illness (FUH), 30-day, Total 10 / 17

D2.VII.2 Measure Domain

Behavioral health care

D2.VII.3 National Quality Forum (NQF) number

N/A

D2.VII.4 Measure Reporting and D2.VII.5 Programs

Program-specific rate

D2.VII.6 Measure Set

HEDIS

D2.VII.7a Reporting Period and D2.VII.7b Reporting period: Date range

No, 01/01/2021 - 12/31/2021

D2.VII.8 Measure Description

N/A

Measure results

Coordinated Care of Washington (CCW)

57%



Complete

D2.VII.1 Measure Name: Follow-up after Hospitalization for Mental Illness (FUH), 7 day, Total

11 / 17

D2.VII.2 Measure Domain

Behavioral health care

D2.VII.3 National Quality Forum (NQF) number

N/A

D2.VII.4 Measure Reporting and D2.VII.5 Programs

Program-specific rate

D2.VII.6 Measure Set

HEDIS

D2.VII.7a Reporting Period and D2.VII.7b Reporting period: Date range

No, 01/01/2021 - 12/31/2021

D2.VII.8 Measure Description

N/A

Measure results

Coordinated Care of Washington (CCW)

38%



Complete

D2.VII.1 Measure Name: Follow-up after Emergency Department Visit for Mental Illness (FUM), 30-day, Total

12 / 17

D2.VII.2 Measure Domain

Behavioral health care

D2.VII.3 National Quality Forum (NQF) number

N/A

D2.VII.4 Measure Reporting and D2.VII.5 Programs

Program-specific rate

D2.VII.6 Measure Set

HEDIS

D2.VII.7a Reporting Period and D2.VII.7b Reporting period: Date range

No, 01/01/2021 - 12/31/2021

D2.VII.8 Measure Description

N/A

Measure results

Coordinated Care of Washington (CCW)

70%



Complete

D2.VII.1 Measure Name: Follow-up after Emergency Department Visit for Mental Illness (FUM), 7 day, Total 13 / 17

D2.VII.2 Measure Domain

Behavioral health care

D2.VII.3 National Quality Forum (NQF) number

N/A

D2.VII.4 Measure Reporting and D2.VII.5 Programs

Program-specific rate

D2.VII.6 Measure Set

HEDIS

D2.VII.7a Reporting Period and D2.VII.7b Reporting period: Date range

No, 01/01/2021 - 12/31/2021

D2.VII.8 Measure Description

N/A

Measure results

Coordinated Care of Washington (CCW)

49%



Complete

D2.VII.1 Measure Name: Getting Needed Care (Composite), Child IFC 14 / 17

D2.VII.2 Measure Domain

Health plan enrollee experience of care

D2.VII.3 National Quality Forum (NQF) number

N/A

D2.VII.4 Measure Reporting and D2.VII.5 Programs

Program-specific rate

D2.VII.6 Measure Set

CAHPS

D2.VII.7a Reporting Period and D2.VII.7b Reporting period: Date range

Yes

D2.VII.8 Measure Description

N/A

Measure results

Coordinated Care of Washington (CCW)

84%



Complete

D2.VII.1 Measure Name: Getting Care Quickly (Composite), Child IFC 15 / 17

D2.VII.2 Measure Domain

Health plan enrollee experience of care

D2.VII.3 National Quality Forum (NQF) number

N/A

D2.VII.4 Measure Reporting and D2.VII.5 Programs

Program-specific rate

D2.VII.6 Measure Set

CAHPS

D2.VII.7a Reporting Period and D2.VII.7b Reporting period: Date range

Yes

D2.VII.8 Measure Description

N/A

Measure results

Coordinated Care of Washington (CCW)

92%



Complete

D2.VII.1 Measure Name: How Well Doctors Communicate (Composite), Child IFC 16 / 17

D2.VII.2 Measure Domain

Health plan enrollee experience of care

D2.VII.3 National Quality Forum (NQF) number

N/A

D2.VII.4 Measure Reporting and D2.VII.5 Programs

Program-specific rate

D2.VII.6 Measure Set

CAHPS

D2.VII.7a Reporting Period and D2.VII.7b Reporting period: Date range

Yes

D2.VII.8 Measure Description

N/A

Measure results

Coordinated Care of Washington (CCW)

97%



Complete

D2.VII.1 Measure Name: Customer Service (Composite), Child IFC

17 / 17

D2.VII.2 Measure Domain

Health plan enrollee experience of care

D2.VII.3 National Quality Forum (NQF) number

N/A

D2.VII.4 Measure Reporting and D2.VII.5 Programs

Program-specific rate

D2.VII.6 Measure Set

CAHPS

D2.VII.7a Reporting Period and D2.VII.7b Reporting period: Date range

Yes

D2.VII.8 Measure Description

N/A

Measure results

Coordinated Care of Washington (CCW)

88%

Topic VIII. Sanctions

Describe sanctions that the state has issued for each plan. Report all known actions across the following domains: sanctions, administrative penalties, corrective action plans, other. Include any pending or unresolved actions.

42 CFR 438.66(e)(2)(viii) specifies that the MCPAR include the results of any sanctions or corrective action plans imposed by the State or other formal or informal intervention with a contracted MCO, PIHP, PAHP, or PCCM entity to improve performance.



Find in the Excel Workbook

D3_Plan_Sanctions

Sanction total count:

0 - No sanctions entered

Topic X. Program Integrity



Find in the Excel Workbook

D1_Plan_Set

Number	Indicator	Response
D1X.1	Dedicated program integrity staff Report or enter the number of dedicated program integrity staff for routine internal monitoring and compliance risks. Refer to 42 CFR 438.608(a)(1)(vii).	Coordinated Care of Washington (CCW) 0.5
D1X.2	Count of opened program integrity investigations How many program integrity investigations were opened by the plan during the reporting year?	Coordinated Care of Washington (CCW) 9
D1X.3	Ratio of opened program integrity investigations to enrollees What is the ratio of program integrity investigations opened by the plan in the past year per 1,000 beneficiaries enrolled in the plan on the first day of the last month of the reporting year?	Coordinated Care of Washington (CCW) 9:25
D1X.4	Count of resolved program integrity investigations How many program integrity investigations were resolved by the plan during the reporting year?	Coordinated Care of Washington (CCW) 8
D1X.5	Ratio of resolved program integrity investigations to enrollees What is the ratio of program integrity investigations resolved by the plan in the past year per 1,000 beneficiaries enrolled in the plan at the beginning of the reporting year?	Coordinated Care of Washington (CCW) 8:25

D1X.6	Referral path for program integrity referrals to the state	Coordinated Care of Washington (CCW)
	What is the referral path that the plan uses to make program integrity referrals to the state? Select one.	Makes referrals to the State Medicaid Agency (SMA) and MFCU concurrently
D1X.7	Count of program integrity referrals to the state	Coordinated Care of Washington (CCW)
	Enter the total number of program integrity referrals made during the reporting year.	0
D1X.8	Ratio of program integrity referral to the state	Coordinated Care of Washington (CCW)
	What is the ratio of program integrity referral listed in the previous indicator made to the state in the past year per 1,000 beneficiaries, using the plan's total enrollment as of the first day of the last month of the reporting year (reported in indicator D1.I.1) as the denominator.	0:25
D1X.9	Plan overpayment reporting to the state	Coordinated Care of Washington (CCW)
	Describe the plan's latest annual overpayment recovery report submitted to the state as required under 42 CFR 438.608(d)(3). Include, at minimum, the following information: <ul style="list-style-type: none"> • The date of the report (rating period or calendar year). • The dollar amount of overpayments recovered. • The ratio of the dollar amount of overpayments recovered as a percent of premium revenue as defined in MLR reporting under 42 CFR 438.8(f)(2). 	Reporting Period: 2022; Overpayment Recoveries: \$150,761.54; Total Premium Revenue: \$145,735,443.28; Ratio of Recoveries to Premium Revenue: 0.10%
D1X.10	Changes in beneficiary circumstances	Coordinated Care of Washington (CCW)
	Select the frequency the plan reports changes in beneficiary circumstances to the state.	Daily

Topic IX. Beneficiary Support System (BSS) Entities

Per 42 CFR 438.66(e)(2)(ix), the Managed Care Program Annual Report must provide information on and an assessment of the operation of the managed care program including activities and performance of the beneficiary support system. Information on how BSS entities support program-level functions is on the Program-Level BSS page.



Find in the Excel Workbook

E_BSS_Entities

Number	Indicator	Response
EIX.1	BSS entity type What type of entity was contracted to perform each BSS activity? Check all that apply. Refer to 42 CFR 438.71(b).	Washington Healthplanfinder State Government Entity Enrollment Broker Other, specify – Coordinated Care, Enrollment Broker for Out of State Alumni
EIX.2	BSS entity role What are the roles performed by the BSS entity? Check all that apply. Refer to 42 CFR 438.71(b).	Washington Healthplanfinder Other, specify – Navigator for application assistance for out of state alumni