

Open Enrollment Transfers from Old Carrier to New Carrier: Medical - All Subscribers
 Enrollment Selections Made through 11-4-2024



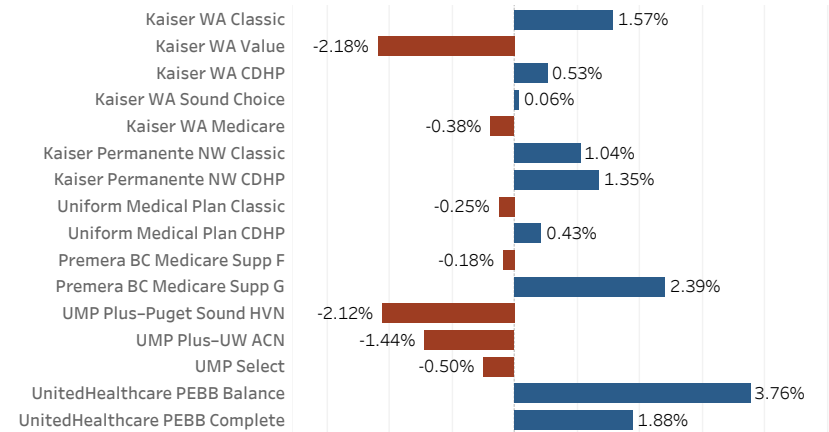
New Plan	Old Plan																		Grand Total New Carrier
	Kaiser WA CDHP	Kaiser WA Classic	Kaiser WA Medicare	Kaiser WA Sound Choice	Kaiser WA Value	KPNW CDHP	KPNW Classic	Premera BC MC Supp F	Premera BC MC Supp G	UHC PEBB Balance	UHC PEBB Complete	UMP CDHP	UMP Classic	UMP Select	UMP Plus-Puget Sound HVN	UMP Plus-UW ACN	No Plan Selected	New	
Kaiser WA CDHP	3,158	7		8	1							14	9	4			3	37	3,241
Kaiser WA Classic	10	10,112		37	62	1						6	73	7	7	12	13	87	10,427
Kaiser WA Medicare		1	16,624	1				1										16	16,643
Kaiser WA Sound Choice	7	15		8,540	9							2	10	9	8	9	9	87	8,705
Kaiser WA Value	4	3		7	4,819								5	2	1	1	1	6	4,849
Kaiser Permanente NW CDHP						207						12	2					4	225
Kaiser Permanente NW Classic			1		1	11	2,392					2	13					12	2,432
Premera BC Medicare Supp F								9,383											9,383
Premera BC Medicare Supp G			2						7,513				193						7,708
UnitedHealthcare PEBB Balance										399			11					4	414
UnitedHealthcare PEBB Complete		1	30		1				2		15,867	1	260					29	16,191
Uniform Medical Plan CDHP	14	5		2	1							14,293	64	40	18	14	12	134	14,597
Uniform Medical Plan Classic	11	42	6	22	17	2	3				6	61	109,935	104	98	151	82	640	111,180
UMP Select		1		14	1							15	34	8,674	10	16	13	120	8,898
UMP Plus-Puget Sound HVN		3		4	1							2	15	4	5,065	5	3	35	5,137
UMP Plus-UW ACN		4		6	4							6	17	3	3	11,706	8	63	11,820
No Plan Selected													1				69	363	433
Termed/No Longer Enrolled	20	72	43	59	40	1	12	15	14		20	121	815	96	38	79	49	1	1,495
Grand Total Old Carrier	3,224	10,266	16,706	8,700	4,957	222	2,407	9,400	7,528	399	15,893	14,535	111,457	8,943	5,248	11,993	262	1,638	

Open Enrollment Transfers from Old Carrier to New Carrier: Medical - All Subscribers

Changes by Plan - All Subscribers

	Original Enrolled	Current Enrolled	Change	% Change
Kaiser WA Classic	10,266	10,427	161	1.57%
Kaiser WA Value	4,957	4,849	-108	-2.18%
Kaiser WA CDHP	3,224	3,241	17	0.53%
Kaiser WA Sound Choice	8,700	8,705	5	0.06%
Kaiser WA Medicare	16,706	16,643	-63	-0.38%
Kaiser Permanente NW Classic	2,407	2,432	25	1.04%
Kaiser Permanente NW CDHP	222	225	3	1.35%
Uniform Medical Plan Classic	111,457	111,180	-277	-0.25%
Uniform Medical Plan CDHP	14,535	14,597	62	0.43%
Premera BC Medicare Supp F	9,400	9,383	-17	-0.18%
Premera BC Medicare Supp G	7,528	7,708	180	2.39%
UMP Plus-Puget Sound HVN	5,248	5,137	-111	-2.12%
UMP Plus-UW ACN	11,993	11,820	-173	-1.44%
UMP Select	8,943	8,898	-45	-0.50%
UnitedHealthcare PEBB Balance	399	414	15	3.76%
UnitedHealthcare PEBB Complete	15,893	16,191	298	1.88%

% Change - All Subscribers



Open Enrollment Transfers from Old Carrier to New Carrier: Medical - Actives
 Enrollment Selections Made through
 11-4-2024

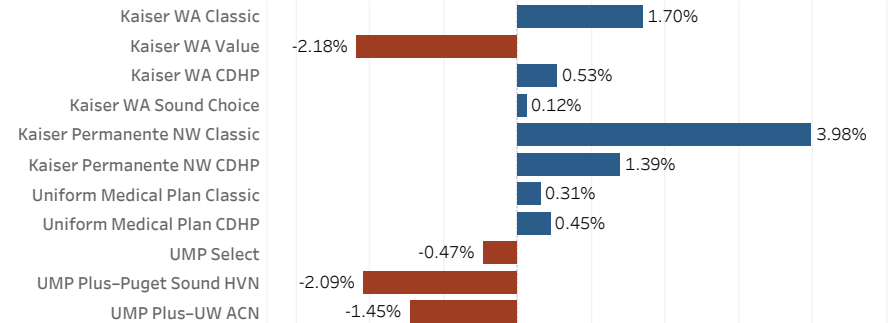


New Plan	Old Plan													New	Grand Total New Carrier
	Kaiser WA Classic	Kaiser WA Value	Kaiser WA CDHP	Kaiser WA Sound Choice	Kaiser Permanente NW Classic	Kaiser Permanente NW CDHP	Uniform Medical Plan Classic	Uniform Medical Plan CDHP	UMP Plus-Puget Sound HVN	UMP Plus-UW ACN	UMP Select	No Plan Selected			
Kaiser WA Classic	9,646	62	10	37		1	73	6	7	12	7	13	84	9,958	
Kaiser WA Value	3	4,600	4	7			5		1	1	2	1	6	4,630	
Kaiser WA CDHP	7	1	3,120	8			9	14			4	3	37	3,203	
Kaiser WA Sound Choice	15	9	7	8,093			10	2	8	9	9	9	85	8,256	
Kaiser Permanente NW Classic		1			698	11	13	2					7	732	
Kaiser Permanente NW CDHP						201	2	12					4	219	
Uniform Medical Plan Classic	41	16	11	22	3	2	80,664	61	96	151	104	82	582	81,835	
Uniform Medical Plan CDHP	5	1	14	2			64	14,083	18	14	39	12	132	14,384	
UMP Plus-Puget Sound HVN	3	1		4			15	2	4,981	5	4	3	35	5,053	
UMP Plus-UW ACN	4	4		6			17	6	3	11,575	3	8	61	11,687	
UMP Select	1	1		14			34	15	10	16	8,274	13	116	8,494	
No Plan Selected							1					69	363	433	
Termed/No Longer Enrolled	67	37	20	53	3	1	672	117	37	76	88	49	1	1,221	
Grand Total Old Carrier	9,792	4,733	3,186	8,246	704	216	81,579	14,320	5,161	11,859	8,534	262	1,513		

Change by Plan - Actives

	Original En..	Current Enr..	Change	% Change
Kaiser WA Classic	9,792	9,958	166	1.70%
Kaiser WA Value	4,733	4,630	-103	-2.18%
Kaiser WA CDHP	3,186	3,203	17	0.53%
Kaiser WA Sound Choice	8,246	8,256	10	0.12%
Kaiser Permanente NW Classic	704	732	28	3.98%
Kaiser Permanente NW CDHP	216	219	3	1.39%
Uniform Medical Plan Classic	81,579	81,835	256	0.31%
Uniform Medical Plan CDHP	14,320	14,384	64	0.45%
UMP Select	8,534	8,494	-40	-0.47%
UMP Plus-Puget Sound HVN	5,161	5,053	-108	-2.09%
UMP Plus-UW ACN	11,859	11,687	-172	-1.45%

% Change - Actives



Open Enrollment Transfers from Old Carrier to New Carrier: Medical - Self Pay Non-Medicare
 Enrollment Selections Made through
 11-4-2024

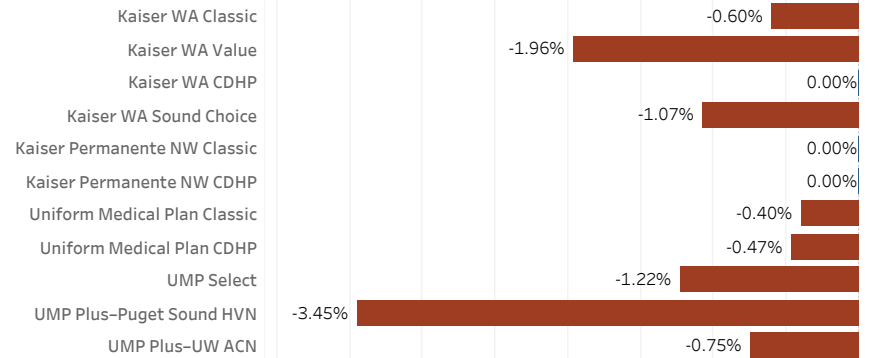


New Plan	Old Plan												New	Grand Total New Carrier
	Kaiser WA Classic	Kaiser WA Value	Kaiser WA CDHP	Kaiser WA Sound Choice	Kaiser Permanente NW Classic	Kaiser Permanente NW CDHP	Uniform Medical Plan Classic	Uniform Medical Plan CDHP	UMP Select	UMP Plus-Puget Sound HVN	UMP Plus-UW ACN			
Kaiser WA Classic	330												3	333
Kaiser WA Value		150												150
Kaiser WA CDHP			38											38
Kaiser WA Sound Choice				368									2	370
Kaiser Permanente NW Classic					51								1	52
Kaiser Permanente NW CDHP						6								6
Uniform Medical Plan Classic		1					2,727				2		23	2,753
Uniform Medical Plan CDHP								210	1				2	213
UMP Select									400				4	404
UMP Plus-Puget Sound HVN										84				84
UMP Plus-UW ACN											131		2	133
Termed/No Longer Enrolled	5	2		6	1		38	4	8	1	3			68
Grand Total Old Carrier	335	153	38	374	52	6	2,765	214	409	87	134		37	

Change by Plan - Self Pay Non-Medicare

	Original Enroll..	Current Enrolled	Change	% Change
Kaiser WA Classic	335	333	-2	-0.60%
Kaiser WA Value	153	150	-3	-1.96%
Kaiser WA CDHP	38	38	0	0.00%
Kaiser WA Sound Choice	374	370	-4	-1.07%
Kaiser Permanente NW Classic	52	52	0	0.00%
Kaiser Permanente NW CDHP	6	6	0	0.00%
Uniform Medical Plan Classic	2,765	2,754	-11	-0.40%
Uniform Medical Plan CDHP	214	213	-1	-0.47%
UMP Select	409	404	-5	-1.22%
UMP Plus-Puget Sound HVN	87	84	-3	-3.45%
UMP Plus-UW ACN	134	133	-1	-0.75%

% Change - Self Pay Non-Medicare



Open Enrollment Transfers from Old Carrier to New Carrier: Medical - Self Pay Medicare
 Enrollment Selections Made through
 11-4-2024

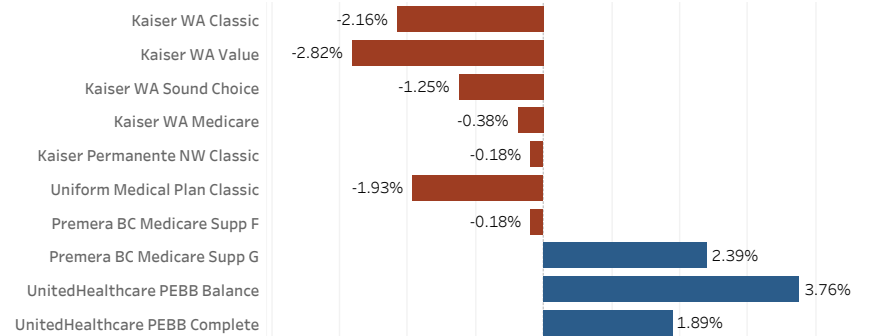


New Plan	Old Plan											New	Grand Total New Carrier
	Kaiser WA Classic	Kaiser WA Value	Kaiser WA Sound Choice	Kaiser WA Medicare	Kaiser Permanente NW Classic	Uniform Medical Plan Classic	Premera BC Medicare Supp F	Premera BC Medicare Supp G	UnitedHealthcare PEBB Balance	UnitedHealthcare PEBB Complete			
Kaiser WA Classic	136												136
Kaiser WA Value		69											69
Kaiser WA Sound Choice			79										79
Kaiser WA Medicare	1		1	16,624				1					16
Kaiser Permanente NW Classic					1,643								4
Uniform Medical Plan Classic	1			6		26,544					4		35
Premera BC Medicare Supp F							9,383						9,383
Premera BC Medicare Supp G				2		193		7,513					7,708
UnitedHealthcare PEBB Balance						11			399				4
UnitedHealthcare PEBB Complete	1	1		30		260	2			15,867		29	16,191
Termed/No Longer Enrolled		1		43	8	105	15	14			20		206
Grand Total Old Carrier	139	71	80	16,706	1,651	27,113	9,400	7,528	399	15,891	88		

Change by Plan - Self Pay Medicare

	Original Enrolled	Current Enrolled	Change	% Change
Kaiser WA Classic	139	136	-3	-2.16%
Kaiser WA Value	71	69	-2	-2.82%
Kaiser WA Sound Choice	80	79	-1	-1.25%
Kaiser WA Medicare	16,706	16,643	-63	-0.38%
Kaiser Permanente NW Classic	1,651	1,648	-3	-0.18%
Uniform Medical Plan Classic	27,113	26,590	-523	-1.93%
Premera BC Medicare Supp F	9,400	9,383	-17	-0.18%
Premera BC Medicare Supp G	7,528	7,708	180	2.39%
UnitedHealthcare PEBB Balance	399	414	15	3.76%
UnitedHealthcare PEBB Complete	15,891	16,191	300	1.89%

% Change - Self Pay Medicare



Open Enrollment Transfers from Old Carrier to New Carrier: Medical - All Medicare
 Enrollment Selections Made through
 11-4-2024

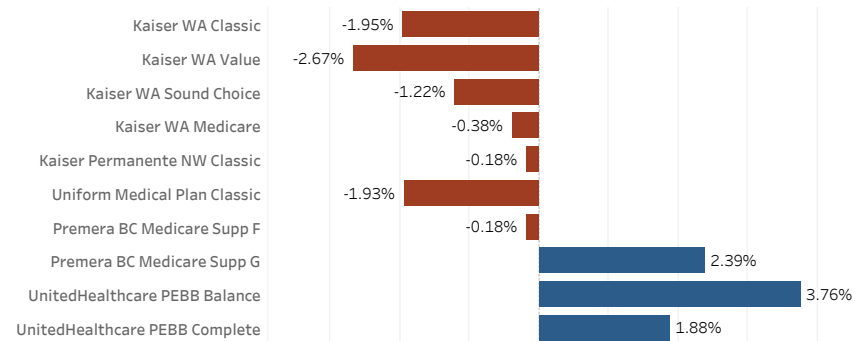


New Plan	Old Plan										New	Grand Total New Carrier	
	Kaiser WA Classic	Kaiser WA Value	Kaiser WA Sound Choice	Kaiser WA Medicare	Kaiser Permanente NW Classic	Uniform Medical Plan Classic	Premera BC Medicare Supp F	Premera BC Medicare Supp G	UnitedHealthcare PEBB Balance	UnitedHealthcare PEBB Complete			
Kaiser WA Classic	151												151
Kaiser WA Value		73											73
Kaiser WA Sound Choice			81										81
Kaiser WA Medicare	1		1	16,624				1				16	16,643
Kaiser Permanente NW Classic				1	1,643							4	1,648
Uniform Medical Plan Classic	1			6		26,652					5	36	26,700
Premera BC Medicare Supp F							9,383						9,383
Premera BC Medicare Supp G				2		193		7,513					7,708
UnitedHealthcare PEBB Balance						11			399			4	414
UnitedHealthcare PEBB Complete	1	1		30		260	2				15,867	29	16,191
Termed/No Longer Enrolled		1		43	8	109	15	14			20		210
Grand Total Old Carrier	154	75	82	16,706	1,651	27,225	9,400	7,528	399	15,892	89		

Change by Plan - All Medicare

	Original Enrolled	Current Enrolled	Change	% Change
Kaiser WA Classic	154	151	-3	-1.95%
Kaiser WA Value	75	73	-2	-2.67%
Kaiser WA Sound Choice	82	81	-1	-1.22%
Kaiser WA Medicare	16,706	16,643	-63	-0.38%
Kaiser Permanente NW Classic	1,651	1,648	-3	-0.18%
Uniform Medical Plan Classic	27,225	26,700	-525	-1.93%
Premera BC Medicare Supp F	9,400	9,383	-17	-0.18%
Premera BC Medicare Supp G	7,528	7,708	180	2.39%
UnitedHealthcare PEBB Balance	399	414	15	3.76%
UnitedHealthcare PEBB Complete	15,892	16,191	299	1.88%

% Change - All Medicare



Open Enrollment Transfers from Old Carrier to New Carrier
Dental All Subscribers
 Enrollment Selections Made through
 11-4-2024



New Carrier	Old Carrier					
	Uniform Dental Plan	Willamette Dental	Deltacare	New	No Plan Selected	Grand Total
Uniform Dental Plan	184,630	72	523	880	120	186,225
Willamette Dental	61	17,214	49	75	11	17,410
Deltacare	255	73	20,310	248	48	20,934
No Plan Selected		2		355	63	420
Termed/No Longer Enrolled	1,201	121	164		12	1,498
Grand Total	186,147	17,482	21,046	1,558	254	

Change by Plan - Dental

New Carrier	Original Enrolled	Current Enrolled	Change	% Change
Uniform Dental Plan	186,147	186,225	78	0.04%
Willamette Dental	17,482	17,410	-72	-0.41%
Deltacare	21,046	20,934	-112	-0.54%

% Change - Dental



Open Enrollment Transfers from Old Medical Carrier to New Vision Carrier
Vision All Subscribers
 Enrollment Selections Made through
 11-4-2024



Vision Carrier	Medical Carrier													Grand Total
	KPNW CDHP	KPNW Classic	Kaiser WA CDHP	Kaiser WA Classic	Kaiser WA Sound Choice	Kaiser WA Value	UMP Plus-Puget Sound HVN	UMP Plus-UW ACN	UMP Select	UMP Classic	UMP CDHP	New	No Plan Selected	
Davis Vision	10	15	47	180	227	75	104	126	106	823	157	205	11	2,086
EyeMed Vision	8	8	28	106	133	34	92	150	118	1,043	164	238	9	2,131
Metlife Vision	14	32	100	341	383	163	232	433	284	3,067	477	562	9	6,097
Default	187	660	2,949	8,835	7,727	4,420	4,755	11,102	7,044	75,236	12,791	15,110	216	151,032
Waived					6	1	1	1	2	9	1	339		360
Termed/No Longer Enrolled		1		2	2	3	2	1	3	28	6	5		53
Grand Total	219	716	3,124	9,464	8,478	4,696	5,186	11,813	7,557	80,206	13,596	16,459	245	

Vision Selection by Carrier

	Davis Vision	EyeMed Vision	Metlife Vision	Default	Waived	Termed/No Longer Enrolled	Grand Total
Kaiser Permanente NW	25	16	46	847		1	935
Kaiser WA	529	301	987	23,931	7	7	25,762
Uniform Medical Plan	1,316	1,567	4,493	110,928	14	40	118,358
New	205	238	562	15,110	339	5	16,459
No Plan Selected	11	9	9	216			245
Grand Total	2,086	2,131	6,097	151,032	360	53	

