

**Open Enrollment Transfers from Old Carrier to New Carrier: Medical - All Subscribers**  
 Enrollment Selections Made through 11-12-2024



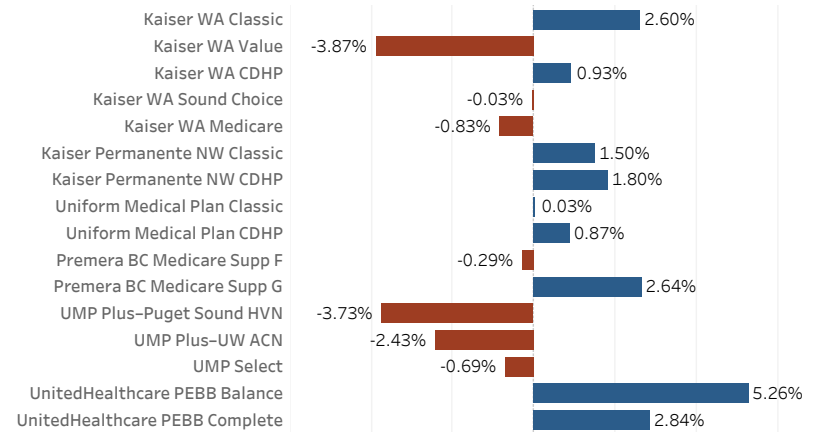
New Plan	Old Plan																		Grand Total New Carrier
	Kaiser WA CDHP	Kaiser WA Classic	Kaiser WA Medicare	Kaiser WA Sound Choice	Kaiser WA Value	KPNW CDHP	KPNW Classic	Premera BC MC Supp F	Premera BC MC Supp G	UHC PEBB Balance	UHC PEBB Complete	UMP CDHP	UMP Classic	UMP Select	UMP Plus-Puget Sound HVN	UMP Plus-UW ACN	No Plan Selected	New	
Kaiser WA CDHP	3,117	10		19	5							27	13	5	1	2	3	52	3,254
Kaiser WA Classic	19	10,011	1	55	118	1						7	133	16	14	14	14	130	10,533
Kaiser WA Medicare		7	16,527	4	4			2		1			1					21	16,567
Kaiser WA Sound Choice	13	26		8,444	19							4	14	18	11	13	10	125	8,697
Kaiser WA Value	6	3		13	4,713								9	3	4	4	1	9	4,765
Kaiser Permanente NW CDHP		1				197						20	2	1				5	226
Kaiser Permanente NW Classic			1		1	15	2,387					2	22	1			1	13	2,443
Premera BC Medicare Supp F								9,376											9,376
Premera BC Medicare Supp G			7		2			3	7,514		7		204	3	2				7,742
UnitedHealthcare PEBB Balance									1	397	3		12					7	420
UnitedHealthcare PEBB Complete		1	108		1			5	5	2	15,846	3	328	2		2		41	16,344
Uniform Medical Plan CDHP	25	5		5	2							14,178	136	57	26	22	14	192	14,662
Uniform Medical Plan Classic	14	91	8	45	34	5	7		3		10	115	109,433	183	177	269	122	972	111,488
UMP Select	1	3		20	5							22	74	8,514	22	36	18	166	8,881
UMP Plus-Puget Sound HVN	1	7		7	2							5	25	5	4,933	11	3	53	5,052
UMP Plus-UW ACN		4		8	5							9	32	6	6	11,529	12	91	11,702
No Plan Selected							1						2				10	470	483
Termed/No Longer Enrolled	28	97	54	79	46	4	12	19	18		26	143	1,017	129	52	91	54	4	1,873
<b>Grand Total Old Carrier</b>	<b>3,224</b>	<b>10,266</b>	<b>16,706</b>	<b>8,699</b>	<b>4,957</b>	<b>222</b>	<b>2,407</b>	<b>9,403</b>	<b>7,543</b>	<b>399</b>	<b>15,893</b>	<b>14,535</b>	<b>111,457</b>	<b>8,943</b>	<b>5,248</b>	<b>11,993</b>	<b>262</b>	<b>2,351</b>	

Open Enrollment Transfers from Old Carrier to New Carrier: Medical - All Subscribers

Changes by Plan - All Subscribers

	Original Enrolled	Current Enrolled	Change	% Change
Kaiser WA Classic	10,266	10,533	267	2.60%
Kaiser WA Value	4,957	4,765	-192	-3.87%
Kaiser WA CDHP	3,224	3,254	30	0.93%
Kaiser WA Sound Choice	8,700	8,697	-3	-0.03%
Kaiser WA Medicare	16,706	16,567	-139	-0.83%
Kaiser Permanente NW Classic	2,407	2,443	36	1.50%
Kaiser Permanente NW CDHP	222	226	4	1.80%
Uniform Medical Plan Classic	111,457	111,488	31	0.03%
Uniform Medical Plan CDHP	14,535	14,662	127	0.87%
Premera BC Medicare Supp F	9,403	9,376	-27	-0.29%
Premera BC Medicare Supp G	7,543	7,742	199	2.64%
UMP Plus-Puget Sound HVN	5,248	5,052	-196	-3.73%
UMP Plus-UW ACN	11,993	11,702	-291	-2.43%
UMP Select	8,943	8,881	-62	-0.69%
UnitedHealthcare PEBB Balance	399	420	21	5.26%
UnitedHealthcare PEBB Complete	15,893	16,344	451	2.84%

% Change - All Subscribers



**Open Enrollment Transfers from Old Carrier to New Carrier: Medical - Actives**  
 Enrollment Selections Made through  
 11-12-2024

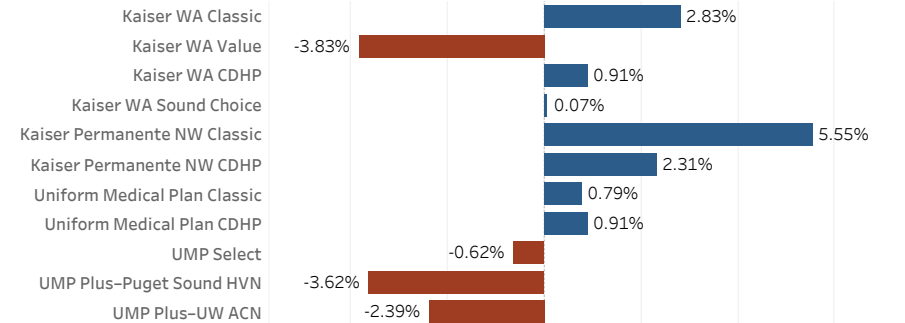


New Plan	Old Plan														Grand Total New Carrier
	Kaiser WA Classic	Kaiser WA Value	Kaiser WA CDHP	Kaiser WA Sound Choice	Kaiser Permanente NW Classic	Kaiser Permanente NW CDHP	Uniform Medical Plan Classic	Uniform Medical Plan CDHP	UMP Plus-Puget Sound HVN	UMP Plus-UW ACN	UMP Select	No Plan Selected	New		
Kaiser WA Classic	9,548	118	19	55		1	133	7	14	14	16	14	126	10,065	
Kaiser WA Value	3	4,498	6	13			9		4	4	3	1	9	4,550	
Kaiser WA CDHP	10	5	3,079	19			13	27	1	2	5	3	51	3,215	
Kaiser WA Sound Choice	26	19	13	7,999			14	4	11	13	18	10	123	8,250	
Kaiser Permanente NW Classic		1			693	14	22	2			1	1	8	742	
Kaiser Permanente NW CDHP	1					192	2	20			1		5	221	
Uniform Medical Plan Classic	90	33	14	45	7	5	80,247	114	172	265	180	122	906	82,200	
Uniform Medical Plan CDHP	5	2	25	5			135	13,971	26	22	56	14	189	14,450	
UMP Plus-Puget Sound HVN	7	2	1	7			25	5	4,854	11	5	3	53	4,973	
UMP Plus-UW ACN	4	5		8			32	9	6	11,404	6	12	89	11,575	
UMP Select	3	5	1	20			72	22	22	35	8,123	18	160	8,481	
No Plan Selected							2					10	470	482	
Termed/No Longer Enrolled	91	43	28	73	3	4	846	139	50	88	120	54	4	1,543	
<b>Grand Total Old Carrier</b>	<b>9,788</b>	<b>4,731</b>	<b>3,186</b>	<b>8,244</b>	<b>703</b>	<b>216</b>	<b>81,552</b>	<b>14,320</b>	<b>5,160</b>	<b>11,858</b>	<b>8,534</b>	<b>262</b>	<b>2,193</b>		

Change by Plan - Actives

	Original Enr..	Current Enr..	Change	% Change
Kaiser WA Classic	9,788	10,065	277	2.83%
Kaiser WA Value	4,731	4,550	-181	-3.83%
Kaiser WA CDHP	3,186	3,215	29	0.91%
Kaiser WA Sound Choice	8,244	8,250	6	0.07%
Kaiser Permanente NW Classic	703	742	39	5.55%
Kaiser Permanente NW CDHP	216	221	5	2.31%
Uniform Medical Plan Classic	81,552	82,200	648	0.79%
Uniform Medical Plan CDHP	14,320	14,450	130	0.91%
UMP Select	8,534	8,481	-53	-0.62%
UMP Plus-Puget Sound HVN	5,160	4,973	-187	-3.62%
UMP Plus-UW ACN	11,858	11,575	-283	-2.39%

% Change - Actives



**Open Enrollment Transfers from Old Carrier to New Carrier: Medical - Self Pay Non-Medicare**  
 Enrollment Selections Made through  
 11-12-2024

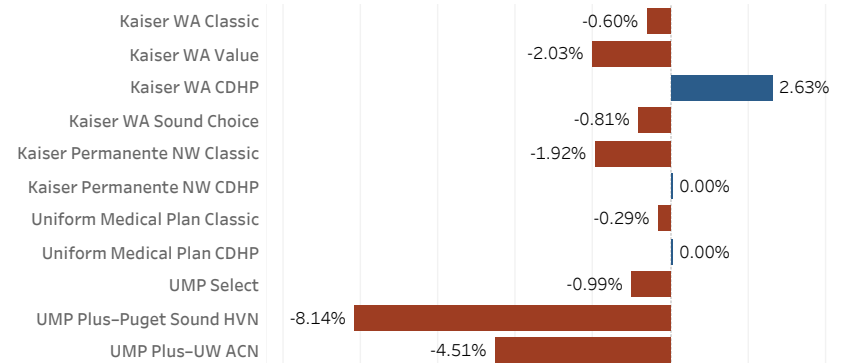


New Plan	Old Plan												New	Grand Total New Carrier
	Kaiser WA Classic	Kaiser WA Value	Kaiser WA CDHP	Kaiser WA Sound Choice	Kaiser Permanente NW Classic	Kaiser Permanente NW CDHP	Uniform Medical Plan Classic	Uniform Medical Plan CDHP	UMP Select	UMP Plus-Puget Sound HVN	UMP Plus-UW ACN			
Kaiser WA Classic	328												4	332
Kaiser WA Value		145												145
Kaiser WA CDHP			38										1	39
Kaiser WA Sound Choice				367									2	369
Kaiser Permanente NW Classic					50								1	51
Kaiser Permanente NW CDHP						5								5
Uniform Medical Plan Classic		1					2,699	1	3	5	4		27	2,740
Uniform Medical Plan CDHP							1	207	1				3	212
UMP Select							2		391		1		6	400
UMP Plus-Puget Sound HVN										79				79
UMP Plus-UW ACN											125		2	127
Termed/No Longer Enrolled	6	2		5	1		47	4	9	2	3			79
No Plan Selected					1									1
<b>Grand Total Old Carrier</b>	<b>334</b>	<b>148</b>	<b>38</b>	<b>372</b>	<b>52</b>	<b>5</b>	<b>2,749</b>	<b>212</b>	<b>404</b>	<b>86</b>	<b>133</b>		<b>46</b>	

Change by Plan - Self Pay Non-Medicare

	Original Enroll..	Current Enrolled	Change	% Change
Kaiser WA Classic	334	332	-2	-0.60%
Kaiser WA Value	148	145	-3	-2.03%
Kaiser WA CDHP	38	39	1	2.63%
Kaiser WA Sound Choice	372	369	-3	-0.81%
Kaiser Permanente NW Classic	52	51	-1	-1.92%
Kaiser Permanente NW CDHP	5	5	0	0.00%
Uniform Medical Plan Classic	2,749	2,741	-8	-0.29%
Uniform Medical Plan CDHP	212	212	0	0.00%
UMP Select	404	400	-4	-0.99%
UMP Plus-Puget Sound HVN	86	79	-7	-8.14%
UMP Plus-UW ACN	133	127	-6	-4.51%

% Change - Self Pay Non-Medicare



**Open Enrollment Transfers from Old Carrier to New Carrier: Medical - Self Pay Medicare**  
 Enrollment Selections Made through  
 11-12-2024

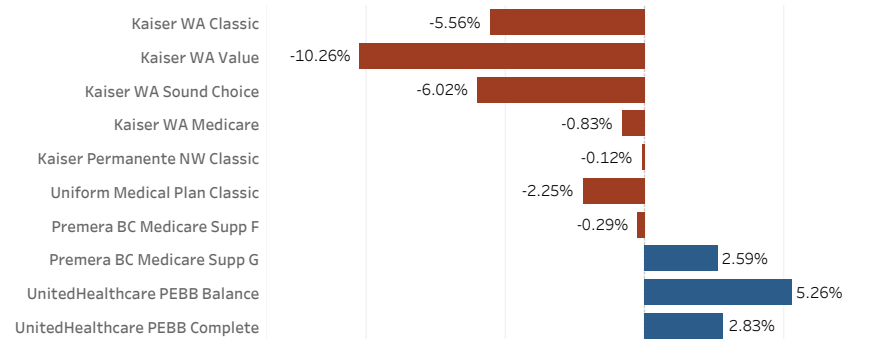


New Plan	Old Plan											New	Grand Total New Carrier	
	Kaiser WA Classic	Kaiser WA Value	Kaiser WA Sound Choice	Kaiser WA Medicare	Kaiser Permanente NW Classic	Uniform Medical Plan Classic	Premera BC Medicare Supp F	Premera BC Medicare Supp G	UnitedHealthcare PEBB Balance	UnitedHealthcare PEBB Complete				
Kaiser WA Classic	135			1										136
Kaiser WA Value		70												70
Kaiser WA Sound Choice			78											78
Kaiser WA Medicare	7	4	4	16,527		1		2		1		21	16,567	
Kaiser Permanente NW Classic				1	1,644							4	1,650	
Uniform Medical Plan Classic	1			8		26,487		2		8		39	26,545	
Premera BC Medicare Supp F							9,376						9,376	
Premera BC Medicare Supp G		2		7		204	3	7,514		7			7,737	
UnitedHealthcare PEBB Balance						12		1	397	3		7	420	
UnitedHealthcare PEBB Complete	1	1		108		328	5	5	2	15,846		41	16,340	
Termed/No Longer Enrolled		1	1	54	8	124	19	18		26			251	
<b>Grand Total Old Carrier</b>	<b>144</b>	<b>78</b>	<b>83</b>	<b>16,706</b>	<b>1,652</b>	<b>27,156</b>	<b>9,403</b>	<b>7,542</b>	<b>399</b>	<b>15,891</b>	<b>112</b>			

Change by Plan - Self Pay Medicare

	Original Enrolled	Current Enrolled	Change	% Change
Kaiser WA Classic	144	136	-8	-5.56%
Kaiser WA Value	78	70	-8	-10.26%
Kaiser WA Sound Choice	83	78	-5	-6.02%
Kaiser WA Medicare	16,706	16,567	-139	-0.83%
Kaiser Permanente NW Classic	1,652	1,650	-2	-0.12%
Uniform Medical Plan Classic	27,156	26,545	-611	-2.25%
Premera BC Medicare Supp F	9,403	9,376	-27	-0.29%
Premera BC Medicare Supp G	7,542	7,737	195	2.59%
UnitedHealthcare PEBB Balance	399	420	21	5.26%
UnitedHealthcare PEBB Complete	15,891	16,340	449	2.83%

% Change - Self Pay Medicare



**Open Enrollment Transfers from Old Carrier to New Carrier: Medical - All Medicare**  
 Enrollment Selections Made through  
 11-12-2024

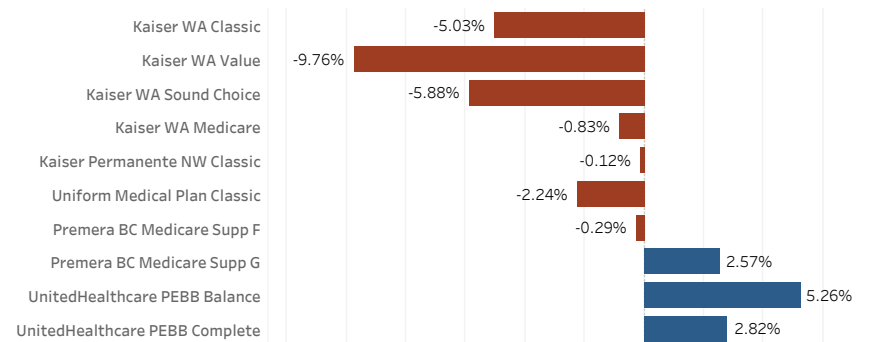


New Plan	Old Plan										New	Grand Total New Carrier	
	Kaiser WA Classic	Kaiser WA Value	Kaiser WA Sound Choice	Kaiser WA Medicare	Kaiser Permanente NW Classic	Uniform Medical Plan Classic	Premera BC Medicare Supp F	Premera BC Medicare Supp G	UnitedHealthcare PEBB Balance	UnitedHealthcare PEBB Complete			
Kaiser WA Classic	150			1									151
Kaiser WA Value		74											74
Kaiser WA Sound Choice			80										80
Kaiser WA Medicare	7	4	4	16,527		1		2		1	21		16,567
Kaiser Permanente NW Classic				1	1,644						4		1,650
Uniform Medical Plan Classic	1			8		26,596		3		9	40		26,657
Premera BC Medicare Supp F							9,376						9,376
Premera BC Medicare Supp G		2		7		204	3	7,514		7			7,737
UnitedHealthcare PEBB Balance						12		1	397	3	7		420
UnitedHealthcare PEBB Complete	1	1		108		328	5	5	2	15,846	41		16,340
Termed/No Longer Enrolled		1	1	54	8	127	19	18		26			254
No Plan Selected											1		
<b>Grand Total Old Carrier</b>	<b>159</b>	<b>82</b>	<b>85</b>	<b>16,706</b>	<b>1,652</b>	<b>27,268</b>	<b>9,403</b>	<b>7,543</b>	<b>399</b>	<b>15,892</b>	<b>114</b>		

Change by Plan - All Medicare

	Original Enrolled	Current Enrolled	Change	% Change
Kaiser WA Classic	159	151	-8	-5.03%
Kaiser WA Value	82	74	-8	-9.76%
Kaiser WA Sound Choice	85	80	-5	-5.88%
Kaiser WA Medicare	16,706	16,567	-139	-0.83%
Kaiser Permanente NW Classic	1,652	1,650	-2	-0.12%
Uniform Medical Plan Classic	27,268	26,657	-611	-2.24%
Premera BC Medicare Supp F	9,403	9,376	-27	-0.29%
Premera BC Medicare Supp G	7,543	7,737	194	2.57%
UnitedHealthcare PEBB Balance	399	420	21	5.26%
UnitedHealthcare PEBB Complete	15,892	16,340	448	2.82%

% Change - All Medicare



**Open Enrollment Transfers from Old Carrier to New Carrier**  
**Dental All Subscribers**  
 Enrollment Selections Made through  
 11-12-2024



New Carrier	Old Carrier					
	Uniform Dental Plan	Willamette Dental	Deltacare	New	No Plan Selected	Grand Total
Uniform Dental Plan	184,079	123	895	1,294	168	186,559
Willamette Dental	116	17,071	92	112	14	17,405
Deltacare	518	138	19,838	373	55	20,922
No Plan Selected	2	2		453	5	462
Termed/No Longer Enrolled	1,432	148	220	1	12	1,813
<b>Grand Total</b>	<b>186,147</b>	<b>17,482</b>	<b>21,045</b>	<b>2,233</b>	<b>254</b>	

Change by Plan - Dental

New Carrier	Original Enrolled	Current Enrolled	Change	% Change
Uniform Dental Plan	186,147	186,559	412	0.22%
Willamette Dental	17,482	17,405	-77	-0.44%
Deltacare	21,046	20,922	-124	-0.59%

% Change - Dental



**Open Enrollment Transfers from Old Medical Carrier to New Vision Carrier**  
**Vision All Subscribers**  
 Enrollment Selections Made through  
 11-12-2024



Vision Carrier	Medical Carrier													Grand Total
	KPNW CDHP	KPNW Classic	Kaiser WA CDHP	Kaiser WA Classic	Kaiser WA Sound Choice	Kaiser WA Value	UMP Plus-Puget Sound HVN	UMP Plus-UW ACN	UMP Select	UMP Classic	UMP CDHP	New	No Plan Selected	
Davis Vision	17	29	90	294	367	119	196	253	195	1,419	273	381	12	3,645
EyeMed Vision	12	18	60	195	222	66	166	260	202	1,823	323	390	14	3,751
Metlife Vision	23	62	183	633	685	323	422	753	524	5,722	906	1,010	19	11,265
Default	160	555	2,737	7,982	6,807	4,019	4,291	10,373	6,231	67,866	11,815	13,930	195	136,961
Waived				2	6	2	1	2	8	15	2	624		662
Termed/No Longer Enrolled		1	1	9	6	7	4	3	6	60	11	9		117
Grand Total	212	665	3,071	9,115	8,093	4,536	5,080	11,644	7,166	76,905	13,330	16,344	240	

Vision Selection by Carrier

	Davis Vision	EyeMed Vision	Metlife Vision	Default	Waived	Termed/No Longer Enrolled	Grand Total
Kaiser Permanente NW	46	30	85	715		1	877
Kaiser WA	870	543	1,824	21,545	10	23	24,815
Uniform Medical Plan	2,336	2,774	8,327	100,576	28	84	114,125
New	381	390	1,010	13,930	624	9	16,344
No Plan Selected	12	14	19	195			240
Grand Total	3,645	3,751	11,265	136,961	662	117	

