

Open Enrollment Transfers from Old Carrier to New Carrier: Medical - All Subscribers
 Enrollment Selections Made through 11-18-2024



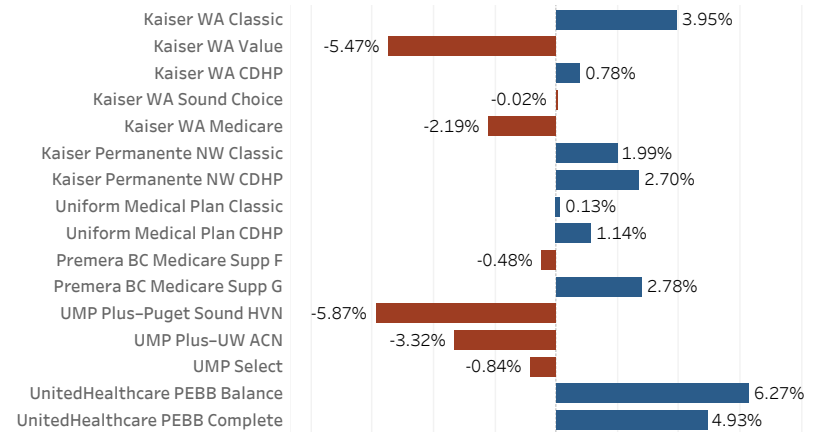
New Plan	Old Plan																		Grand Total New Carrier
	Kaiser WA CDHP	Kaiser WA Classic	Kaiser WA Medicare	Kaiser WA Sound Choice	Kaiser WA Value	KPNW CDHP	KPNW Classic	Premera BC MC Supp F	Premera BC MC Supp G	UHC PEBB Balance	UHC PEBB Complete	UMP CDHP	UMP Classic	UMP Select	UMP Plus-Puget Sound HVN	UMP Plus-UW ACN	No Plan Selected	New	
Kaiser WA CDHP	3,067	13		25	6							38	16	7	1	5	3	68	3,249
Kaiser WA Classic	30	9,932	1	76	179	1						10	187	31	23	22	14	165	10,671
Kaiser WA Medicare		12	16,281	8	4			3		2			4					26	16,340
Kaiser WA Sound Choice	20	31		8,366	27							10	19	26	16	27	9	147	8,698
Kaiser WA Value	7	4		17	4,617							1	11	5	5	6	1	12	4,686
Kaiser Permanente NW CDHP		1				189	2					24	3	2				7	228
Kaiser Permanente NW Classic		2	1		1	19	2,376					2	32	2			1	19	2,455
Premera BC Medicare Supp F								9,360											9,360
Premera BC Medicare Supp G		1	16		2			7	7,501		9		221	4	2				7,763
UnitedHealthcare PEBB Balance			4						1	391	4		15	1				8	424
UnitedHealthcare PEBB Complete		3	311		4			9	15	8	15,828	3	440	3		3		49	16,676
Uniform Medical Plan CDHP	28	8		8	3	4						14,024	200	79	39	33	13	262	14,701
Uniform Medical Plan Classic	21	121	15	60	47	4	15		7		20	189	108,888	279	269	365	120	1,182	111,602
UMP Select	7	7		28	5							41	110	8,355	33	51	18	213	8,868
UMP Plus-Puget Sound HVN	1	10		6	3							9	44	5	4,777	15	3	67	4,940
UMP Plus-UW ACN		8		10	6							9	50	9	13	11,368	13	109	11,595
No Plan Selected						1	1						3				10	404	419
Termed/No Longer Enrolled	43	113	77	95	53	4	13	29	26		30	175	1,213	135	70	97	57	11	2,241
Grand Total Old Carrier	3,224	10,266	16,706	8,699	4,957	222	2,407	9,405	7,553	399	15,893	14,535	111,456	8,943	5,248	11,992	262	2,749	

Open Enrollment Transfers from Old Carrier to New Carrier: Medical - All Subscribers

Changes by Plan - All Subscribers

	Original Enrolled	Current Enrolled	Change	% Change
Kaiser WA Classic	10,266	10,671	405	3.95%
Kaiser WA Value	4,957	4,686	-271	-5.47%
Kaiser WA CDHP	3,224	3,249	25	0.78%
Kaiser WA Sound Choice	8,700	8,698	-2	-0.02%
Kaiser WA Medicare	16,706	16,340	-366	-2.19%
Kaiser Permanente NW Classic	2,407	2,455	48	1.99%
Kaiser Permanente NW CDHP	222	228	6	2.70%
Uniform Medical Plan Classic	111,457	111,602	145	0.13%
Uniform Medical Plan CDHP	14,535	14,701	166	1.14%
Premera BC Medicare Supp F	9,405	9,360	-45	-0.48%
Premera BC Medicare Supp G	7,553	7,763	210	2.78%
UMP Plus-Puget Sound HVN	5,248	4,940	-308	-5.87%
UMP Plus-UW ACN	11,993	11,595	-398	-3.32%
UMP Select	8,943	8,868	-75	-0.84%
UnitedHealthcare PEBB Balance	399	424	25	6.27%
UnitedHealthcare PEBB Complete	15,893	16,676	783	4.93%

% Change - All Subscribers



Open Enrollment Transfers from Old Carrier to New Carrier: Medical - Actives
 Enrollment Selections Made through
 11-18-2024

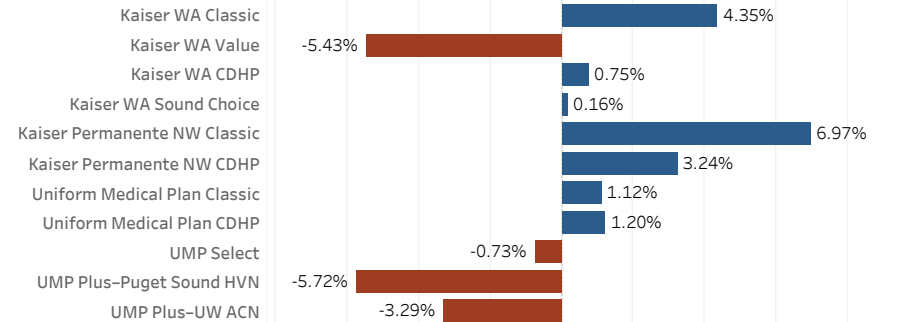


New Plan	Old Plan														Grand Total New Carrier
	Kaiser WA Classic	Kaiser WA Value	Kaiser WA CDHP	Kaiser WA Sound Choice	Kaiser Permanente NW Classic	Kaiser Permanente NW CDHP	Uniform Medical Plan Classic	Uniform Medical Plan CDHP	UMP Plus-Puget Sound HVN	UMP Plus-UW ACN	UMP Select	No Plan Selected	New		
Kaiser WA Classic	9,476	179	30	76		1	187	10	23	22	30	14	161	10,209	
Kaiser WA Value	4	4,405	7	17			11	1	5	6	5	1	12	4,474	
Kaiser WA CDHP	13	6	3,029	25			16	38	1	5	7	3	67	3,210	
Kaiser WA Sound Choice	31	27	20	7,927			19	10	16	27	26	9	145	8,257	
Kaiser Permanente NW Classic	2	1			682	18	31	2			2	1	13	752	
Kaiser Permanente NW CDHP	1				2	184	3	24			2		7	223	
Uniform Medical Plan Classic	118	46	21	59	15	4	79,878	183	261	361	274	120	1,106	82,446	
Uniform Medical Plan CDHP	8	3	28	8		4	199	13,822	39	33	77	13	258	14,492	
UMP Plus-Puget Sound HVN	10	3	1	6			44	9	4,701	15	5	3	67	4,864	
UMP Plus-UW ACN	7	6		10			50	9	12	11,242	9	13	107	11,465	
UMP Select	7	5	7	28			106	40	33	50	7,970	18	207	8,471	
No Plan Selected						1	3					10	404	418	
Termed/No Longer Enrolled	106	50	43	88	4	4	989	172	68	94	126	57	11	1,812	
Grand Total Old Carrier	9,783	4,731	3,186	8,244	703	216	81,536	14,320	5,159	11,855	8,533	262	2,565		

Change by Plan - Actives

	Original Enr..	Current Enr..	Change	% Change
Kaiser WA Classic	9,783	10,209	426	4.35%
Kaiser WA Value	4,731	4,474	-257	-5.43%
Kaiser WA CDHP	3,186	3,210	24	0.75%
Kaiser WA Sound Choice	8,244	8,257	13	0.16%
Kaiser Permanente NW Classic	703	752	49	6.97%
Kaiser Permanente NW CDHP	216	223	7	3.24%
Uniform Medical Plan Classic	81,536	82,446	910	1.12%
Uniform Medical Plan CDHP	14,320	14,492	172	1.20%
UMP Select	8,533	8,471	-62	-0.73%
UMP Plus-Puget Sound HVN	5,159	4,864	-295	-5.72%
UMP Plus-UW ACN	11,855	11,465	-390	-3.29%

% Change - Actives



Open Enrollment Transfers from Old Carrier to New Carrier: Medical - Self Pay Non-Medicare
 Enrollment Selections Made through
 11-18-2024

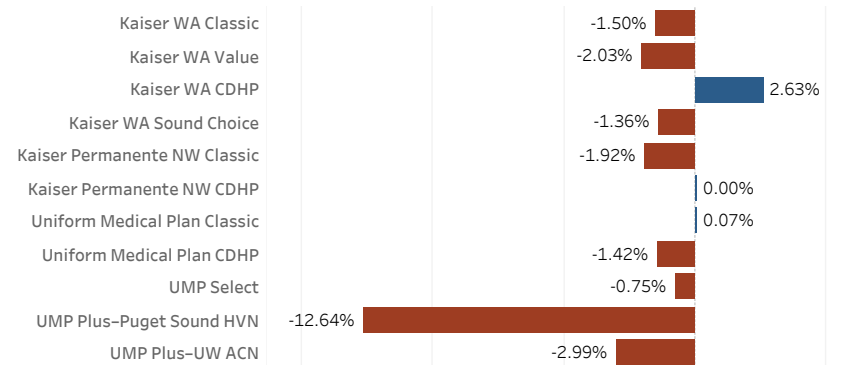


New Plan	Old Plan												New	Grand Total New Carrier
	Kaiser WA Classic	Kaiser WA Value	Kaiser WA CDHP	Kaiser WA Sound Choice	Kaiser Permanente NW Classic	Kaiser Permanente NW CDHP	Uniform Medical Plan Classic	Uniform Medical Plan CDHP	UMP Select	UMP Plus-Puget Sound HVN	UMP Plus-UW ACN			
Kaiser WA Classic	323								1				4	328
Kaiser WA Value		145												145
Kaiser WA CDHP			38										1	39
Kaiser WA Sound Choice				360									2	362
Kaiser Permanente NW Classic					50								1	51
Kaiser Permanente NW CDHP						5								5
Uniform Medical Plan Classic	2	1		1			2,659	6	4	8	4		34	2,719
Uniform Medical Plan CDHP							1	202	2				4	209
UMP Select							4	1	385		1		6	397
UMP Plus-Puget Sound HVN										76				76
UMP Plus-UW ACN	1									1	126		2	130
Termed/No Longer Enrolled	7	2		6	1		54	3	8	2	3			86
No Plan Selected					1									1
Grand Total Old Carrier	333	148	38	367	52	5	2,718	212	400	87	134		54	

Change by Plan - Self Pay Non-Medicare

	Original Enroll..	Current Enrolled	Change	% Change
Kaiser WA Classic	333	328	-5	-1.50%
Kaiser WA Value	148	145	-3	-2.03%
Kaiser WA CDHP	38	39	1	2.63%
Kaiser WA Sound Choice	367	362	-5	-1.36%
Kaiser Permanente NW Classic	52	51	-1	-1.92%
Kaiser Permanente NW CDHP	5	5	0	0.00%
Uniform Medical Plan Classic	2,718	2,720	2	0.07%
Uniform Medical Plan CDHP	212	209	-3	-1.42%
UMP Select	400	397	-3	-0.75%
UMP Plus-Puget Sound HVN	87	76	-11	-12.64%
UMP Plus-UW ACN	134	130	-4	-2.99%

% Change - Self Pay Non-Medicare



Open Enrollment Transfers from Old Carrier to New Carrier: Medical - Self Pay Medicare
 Enrollment Selections Made through
 11-18-2024

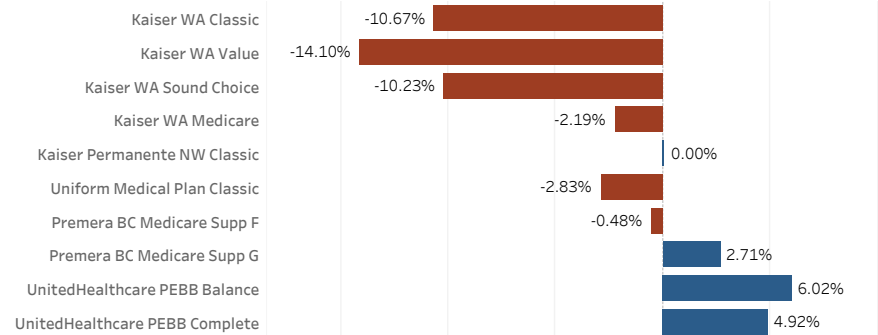


New Plan	Old Plan											New	Grand Total New Carrier	
	Kaiser WA Classic	Kaiser WA Value	Kaiser WA Sound Choice	Kaiser WA Medicare	Kaiser Permanente NW Classic	Uniform Medical Plan Classic	Premera BC Medicare Supp F	Premera BC Medicare Supp G	UnitedHealthcare PEBB Balance	UnitedHealthcare PEBB Complete				
Kaiser WA Classic	133			1										134
Kaiser WA Value		67												67
Kaiser WA Sound Choice			79											79
Kaiser WA Medicare	12	4	8	16,281		4		3		2		26	16,340	
Kaiser Permanente NW Classic				1	1,644	1						5	1,652	
Uniform Medical Plan Classic	1			15		26,351		6		16		42	26,431	
Premera BC Medicare Supp F							9,360						9,360	
Premera BC Medicare Supp G	1	2		16		221	7	7,501		9			7,757	
UnitedHealthcare PEBB Balance				4		15		1	391	4		8	423	
UnitedHealthcare PEBB Complete	3	4		311		440	9	15	8	15,828		49	16,670	
Termed/No Longer Enrolled		1	1	77	8	170	29	26		30			342	
Grand Total Old Carrier	150	78	88	16,706	1,652	27,202	9,405	7,552	399	15,889	130			

Change by Plan - Self Pay Medicare

	Original Enrolled	Current Enrolled	Change	% Change
Kaiser WA Classic	150	134	-16	-10.67%
Kaiser WA Value	78	67	-11	-14.10%
Kaiser WA Sound Choice	88	79	-9	-10.23%
Kaiser WA Medicare	16,706	16,340	-366	-2.19%
Kaiser Permanente NW Classic	1,652	1,652	0	0.00%
Uniform Medical Plan Classic	27,202	26,431	-771	-2.83%
Premera BC Medicare Supp F	9,405	9,360	-45	-0.48%
Premera BC Medicare Supp G	7,552	7,757	205	2.71%
UnitedHealthcare PEBB Balance	399	423	24	6.02%
UnitedHealthcare PEBB Complete	15,889	16,670	781	4.92%

% Change - Self Pay Medicare



Open Enrollment Transfers from Old Carrier to New Carrier: Medical - All Medicare
 Enrollment Selections Made through
 11-18-2024

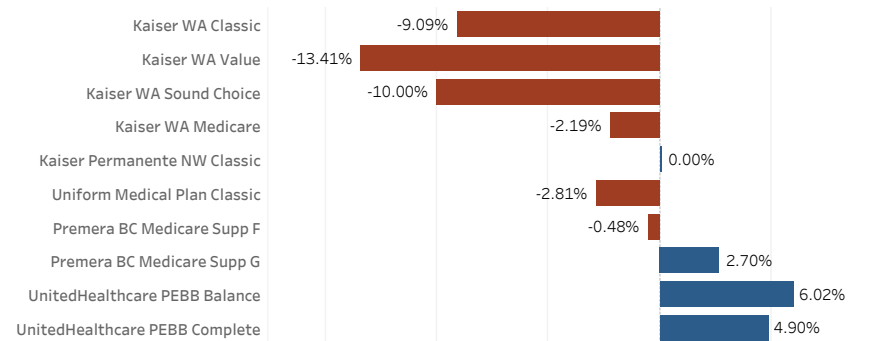


New Plan	Old Plan										New	Grand Total New Carrier	
	Kaiser WA Classic	Kaiser WA Value	Kaiser WA Sound Choice	Kaiser WA Medicare	Kaiser Permanente NW Classic	Uniform Medical Plan Classic	Premera BC Medicare Supp F	Premera BC Medicare Supp G	UnitedHealthcare PEBB Balance	UnitedHealthcare PEBB Complete			
Kaiser WA Classic	148			1								1	150
Kaiser WA Value		71											71
Kaiser WA Sound Choice			81										81
Kaiser WA Medicare	12	4	8	16,281		4		3			2	26	16,340
Kaiser Permanente NW Classic				1	1,644	1						5	1,652
Uniform Medical Plan Classic	1			15		26,461		7			19	44	26,547
Premera BC Medicare Supp F							9,360						9,360
Premera BC Medicare Supp G	1	2		16		221	7	7,501			9		7,757
UnitedHealthcare PEBB Balance				4		15		1	391	4		8	423
UnitedHealthcare PEBB Complete	3	4		311		440	9	15	8	15,828		49	16,670
Termed/No Longer Enrolled		1	1	77	8	173	29	26			30		345
No Plan Selected												1	
Grand Total Old Carrier	165	82	90	16,706	1,652	27,315	9,405	7,553	399	15,892		134	

Change by Plan - All Medicare

	Original Enrolled	Current Enrolled	Change	% Change
Kaiser WA Classic	165	150	-15	-9.09%
Kaiser WA Value	82	71	-11	-13.41%
Kaiser WA Sound Choice	90	81	-9	-10.00%
Kaiser WA Medicare	16,706	16,340	-366	-2.19%
Kaiser Permanente NW Classic	1,652	1,652	0	0.00%
Uniform Medical Plan Classic	27,315	26,547	-768	-2.81%
Premera BC Medicare Supp F	9,405	9,360	-45	-0.48%
Premera BC Medicare Supp G	7,553	7,757	204	2.70%
UnitedHealthcare PEBB Balance	399	423	24	6.02%
UnitedHealthcare PEBB Complete	15,892	16,670	778	4.90%

% Change - All Medicare



Open Enrollment Transfers from Old Carrier to New Carrier
Dental All Subscribers
 Enrollment Selections Made through
 11-18-2024



New Carrier	Old Carrier					
	Uniform Dental Plan	Willamette Dental	Deltacare	New	No Plan Selected	Grand Total
Uniform Dental Plan	183,477	195	1,240	1,591	164	186,667
Willamette Dental	189	16,927	141	153	15	17,425
Deltacare	817	187	19,419	499	57	20,979
No Plan Selected	3	3		383	5	394
Termed/No Longer Enrolled	1,661	169	245	6	13	2,094
Grand Total	186,147	17,481	21,045	2,632	254	

Change by Plan - Dental

New Carrier	Original Enrolled	Current Enrolled	Change	% Change
Uniform Dental Plan	186,147	186,667	520	0.28%
Willamette Dental	17,482	17,425	-57	-0.33%
Deltacare	21,046	20,979	-67	-0.32%

% Change - Dental



Open Enrollment Transfers from Old Medical Carrier to New Vision Carrier
Vision All Subscribers
 Enrollment Selections Made through
 11-18-2024



Vision Carrier	Medical Carrier														Grand Total
	KPNW CDHP	KPNW Classic	Kaiser WA CDHP	Kaiser WA Classic	Kaiser WA Sound Choice	Kaiser WA Value	UMP Plus-Puget Sound HVN	UMP Plus-UW ACN	UMP Select	UMP Classic	UMP CDHP	New	No Plan Selected		
Davis Vision	25	51	117	425	518	170	289	368	271	2,116	379	526	16	5,271	
EyeMed Vision	14	27	79	273	311	105	242	361	293	2,647	459	529	16	5,356	
Metlife Vision	34	96	289	966	983	474	621	1,098	792	8,569	1,410	1,451	25	16,808	
Default	139	494	2,578	7,445	6,281	3,784	3,922	9,819	5,815	63,613	11,065	13,275	182	128,412	
Waived			1	2	5	1	1	3	8	26	7	665		719	
Termed/No Longer Enrolled		2	6	19	9	9	12	7	11	143	24	38		280	
Grand Total	212	670	3,070	9,130	8,107	4,543	5,087	11,656	7,190	77,114	13,344	16,484	239		

Vision Selection by Carrier

	Davis Vision	EyeMed Vision	Metlife Vision	Default	Waived	Termed/No Longer Enrolled	Grand Total
Kaiser Permanente NW	76	41	130	633		2	882
Kaiser WA	1,230	768	2,712	20,088	9	43	24,850
Uniform Medical Plan	3,423	4,002	12,490	94,234	45	197	114,391
New	526	529	1,451	13,275	665	38	16,484
No Plan Selected	16	16	25	182			239
Grand Total	5,271	5,356	16,808	128,412	719	280	

