

**Open Enrollment Transfers from Old Carrier to New Carrier: Medical - All Subscribers**  
 Enrollment Selections Made through 11-25-2024



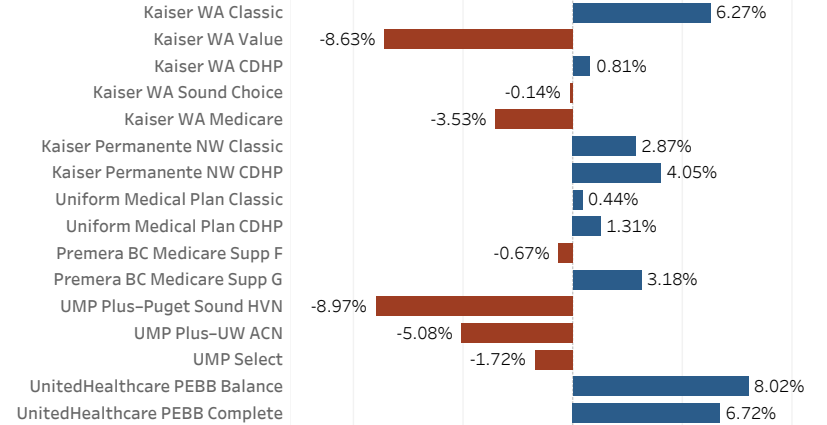
New Plan	Old Plan																		Grand Total New Carrier
	Kaiser WA CDHP	Kaiser WA Classic	Kaiser WA Medicare	Kaiser WA Sound Choice	Kaiser WA Value	KPNW CDHP	KPNW Classic	Premera BC MC Supp F	Premera BC MC Supp G	UHC PEBB Balance	UHC PEBB Complete	UMP CDHP	UMP Classic	UMP Select	UMP Plus-Puget Sound HVN	UMP Plus-UW ACN	No Plan Selected	New	
Kaiser WA CDHP	2,959	21		36	10							67	26	10	3	8	2	108	3,250
Kaiser WA Classic	56	9,752	1	122	297	1	1					23	306	48	35	32	15	221	10,910
Kaiser WA Medicare		15	16,040	9	5			3			2		10					32	16,116
Kaiser WA Sound Choice	38	45		8,196	36							16	44	37	21	48	10	197	8,688
Kaiser WA Value	12	5	1	22	4,425							1	21	7	5	6	2	22	4,529
Kaiser Permanente NW CDHP		1				170	4					35	5	2				14	231
Kaiser Permanente NW Classic		5	1		1	35	2,359		1			3	45	3			1	22	2,476
Premera BC Medicare Supp F								9,343											9,343
Premera BC Medicare Supp G		1	35	1	2			9	7,487		16	1	241	4	2				7,799
UnitedHealthcare PEBB Balance			9						1	390	5		17	1				8	431
UnitedHealthcare PEBB Complete		3	498		4		1	13	30	9	15,800	3	536	4		3		57	16,961
Uniform Medical Plan CDHP	51	11		20	7	4						13,735	305	122	62	58	10	340	14,725
Uniform Medical Plan Classic	31	200	28	100	75	6	23	1	10		34	320	107,971	472	438	575	118	1,550	111,952
UMP Select	8	10		40	8	1						83	186	8,037	61	70	19	266	8,789
UMP Plus-Puget Sound HVN	2	15		11	8							10	93	9	4,514	19	2	94	4,777
UMP Plus-UW ACN	3	21		16	6							13	96	16	21	11,017	13	162	11,384
No Plan Selected						1	1						2				7	398	409
Termed/No Longer Enrolled	64	161	93	126	73	4	18	40	27		36	225	1,551	171	86	156	63	27	2,921
<b>Grand Total Old Carrier</b>	<b>3,224</b>	<b>10,266</b>	<b>16,706</b>	<b>8,699</b>	<b>4,957</b>	<b>222</b>	<b>2,407</b>	<b>9,406</b>	<b>7,559</b>	<b>399</b>	<b>15,893</b>	<b>14,535</b>	<b>111,455</b>	<b>8,943</b>	<b>5,248</b>	<b>11,992</b>	<b>262</b>	<b>3,518</b>	

Open Enrollment Transfers from Old Carrier to New Carrier: Medical - All Subscribers

Changes by Plan - All Subscribers

	Original Enrolled	Current Enrolled	Change	% Change
Kaiser WA Classic	10,266	10,910	644	6.27%
Kaiser WA Value	4,957	4,529	-428	-8.63%
Kaiser WA CDHP	3,224	3,250	26	0.81%
Kaiser WA Sound Choice	8,700	8,688	-12	-0.14%
Kaiser WA Medicare	16,706	16,116	-590	-3.53%
Kaiser Permanente NW Classic	2,407	2,476	69	2.87%
Kaiser Permanente NW CDHP	222	231	9	4.05%
Uniform Medical Plan Classic	111,457	111,952	495	0.44%
Uniform Medical Plan CDHP	14,535	14,725	190	1.31%
Premera BC Medicare Supp F	9,406	9,343	-63	-0.67%
Premera BC Medicare Supp G	7,559	7,799	240	3.18%
UMP Plus-Puget Sound HVN	5,248	4,777	-471	-8.97%
UMP Plus-UW ACN	11,993	11,384	-609	-5.08%
UMP Select	8,943	8,789	-154	-1.72%
UnitedHealthcare PEBB Balance	399	431	32	8.02%
UnitedHealthcare PEBB Complete	15,893	16,961	1,068	6.72%

% Change - All Subscribers



**Open Enrollment Transfers from Old Carrier to New Carrier: Medical - Actives**  
 Enrollment Selections Made through  
 11-25-2024

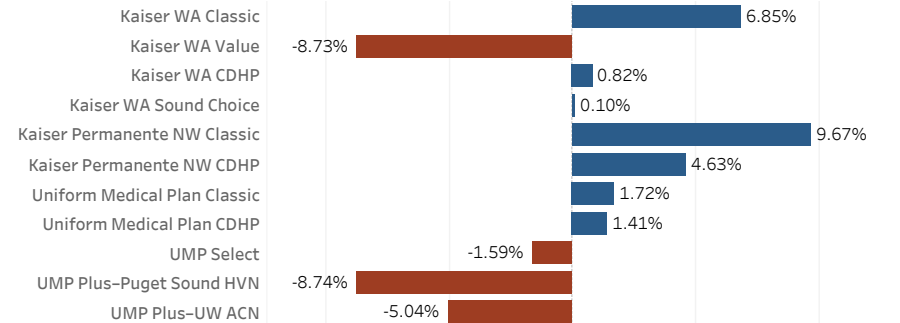


New Plan	Old Plan													New	Grand Total New Carrier
	Kaiser WA Classic	Kaiser WA Value	Kaiser WA CDHP	Kaiser WA Sound Choice	Kaiser Permanente NW Classic	Kaiser Permanente NW CDHP	Uniform Medical Plan Classic	Uniform Medical Plan CDHP	UMP Plus-Puget Sound HVN	UMP Plus-UW ACN	UMP Select	No Plan Selected			
Kaiser WA Classic	9,305	297	55	120	1	1	305	23	35	32	47	15	216	10,452	
Kaiser WA Value	5	4,215	12	22			21	1	5	6	7	2	22	4,318	
Kaiser WA CDHP	21	10	2,923	35			26	67	3	8	10	2	107	3,212	
Kaiser WA Sound Choice	45	36	38	7,761			44	16	21	48	37	10	194	8,250	
Kaiser Permanente NW Classic	4	1			666	34	44	3			3	1	15	771	
Kaiser Permanente NW CDHP	1				4	165	5	35			2		14	226	
Uniform Medical Plan Classic	197	74	31	99	23	6	79,138	314	427	570	462	118	1,471	82,930	
Uniform Medical Plan CDHP	11	7	51	20		4	303	13,541	62	57	120	10	336	14,522	
UMP Plus-Puget Sound HVN	15	8	2	11			93	10	4,445	19	9	2	94	4,708	
UMP Plus-UW ACN	20	6	3	16			96	13	20	10,893	16	13	160	11,256	
UMP Select	10	8	8	40		1	182	81	60	69	7,659	19	260	8,397	
No Plan Selected						1	2					7	398	408	
Termed/No Longer Enrolled	148	69	63	118	9	4	1,272	216	81	152	161	63	27	2,383	
<b>Grand Total Old Carrier</b>	<b>9,782</b>	<b>4,731</b>	<b>3,186</b>	<b>8,242</b>	<b>703</b>	<b>216</b>	<b>81,531</b>	<b>14,320</b>	<b>5,159</b>	<b>11,854</b>	<b>8,533</b>	<b>262</b>	<b>3,314</b>		

Change by Plan - Actives

	Original En..	Current Enr..	Change	% Change
Kaiser WA Classic	9,782	10,452	670	6.85%
Kaiser WA Value	4,731	4,318	-413	-8.73%
Kaiser WA CDHP	3,186	3,212	26	0.82%
Kaiser WA Sound Choice	8,242	8,250	8	0.10%
Kaiser Permanente NW Classic	703	771	68	9.67%
Kaiser Permanente NW CDHP	216	226	10	4.63%
Uniform Medical Plan Classic	81,531	82,930	1,399	1.72%
Uniform Medical Plan CDHP	14,320	14,522	202	1.41%
UMP Select	8,533	8,397	-136	-1.59%
UMP Plus-Puget Sound HVN	5,159	4,708	-451	-8.74%
UMP Plus-UW ACN	11,854	11,256	-598	-5.04%

% Change - Actives



**Open Enrollment Transfers from Old Carrier to New Carrier: Medical - Self Pay Non-Medicare**  
 Enrollment Selections Made through  
 11-25-2024

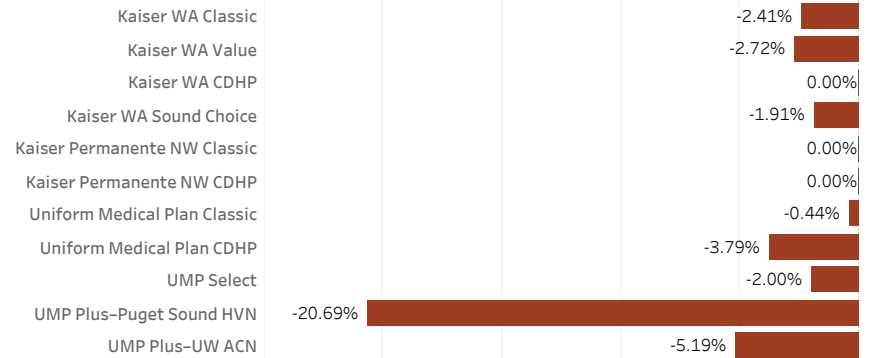


New Plan	Old Plan												New	Grand Total New Carrier
	Kaiser WA Classic	Kaiser WA Value	Kaiser WA CDHP	Kaiser WA Sound Choice	Kaiser Permanente NW Classic	Kaiser Permanente NW CDHP	Uniform Medical Plan Classic	Uniform Medical Plan CDHP	UMP Select	UMP Plus-Puget Sound HVN	UMP Plus-UW ACN			
Kaiser WA Classic	315		1	1			1		1				5	324
Kaiser WA Value		143												143
Kaiser WA CDHP			36	1									1	38
Kaiser WA Sound Choice				357									3	360
Kaiser Permanente NW Classic	1				50								1	52
Kaiser Permanente NW CDHP						5								5
Uniform Medical Plan Classic	2	1		1			2,632	6	9	11	5		35	2,702
Uniform Medical Plan CDHP							2	194	2		1		4	203
UMP Select							4	2	378	1	1		6	392
UMP Plus-Puget Sound HVN										69				69
UMP Plus-UW ACN	1									1	124		2	128
Termed/No Longer Enrolled	13	3	1	7	1		77	9	10	5	4			130
No Plan Selected					1									1
<b>Grand Total Old Carrier</b>	<b>332</b>	<b>147</b>	<b>38</b>	<b>367</b>	<b>52</b>	<b>5</b>	<b>2,716</b>	<b>211</b>	<b>400</b>	<b>87</b>	<b>135</b>		<b>57</b>	

Change by Plan - Self Pay Non-Medicare

	Original Enroll..	Current Enrolled	Change	% Change
Kaiser WA Classic	332	324	-8	-2.41%
Kaiser WA Value	147	143	-4	-2.72%
Kaiser WA CDHP	38	38	0	0.00%
Kaiser WA Sound Choice	367	360	-7	-1.91%
Kaiser Permanente NW Classic	52	52	0	0.00%
Kaiser Permanente NW CDHP	5	5	0	0.00%
Uniform Medical Plan Classic	2,716	2,704	-12	-0.44%
Uniform Medical Plan CDHP	211	203	-8	-3.79%
UMP Select	400	392	-8	-2.00%
UMP Plus-Puget Sound HVN	87	69	-18	-20.69%
UMP Plus-UW ACN	135	128	-7	-5.19%

% Change - Self Pay Non-Medicare



**Open Enrollment Transfers from Old Carrier to New Carrier: Medical - Self Pay Medicare**  
 Enrollment Selections Made through  
 11-25-2024

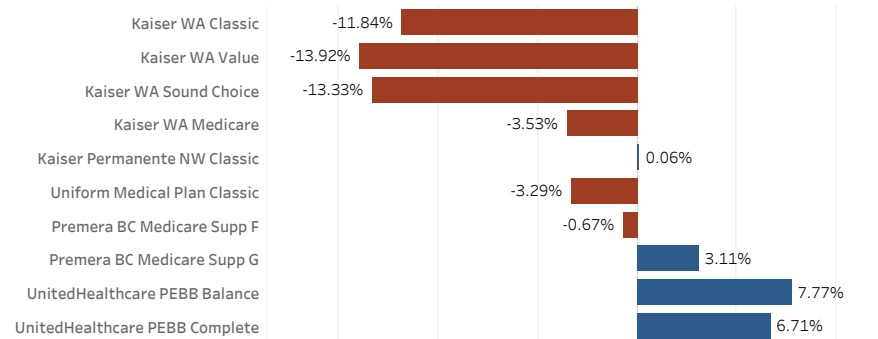


New Plan	Old Plan											New	Grand Total New Carrier	
	Kaiser WA Classic	Kaiser WA Value	Kaiser WA Sound Choice	Kaiser WA Medicare	Kaiser Permanente NW Classic	Uniform Medical Plan Classic	Premera BC Medicare Supp F	Premera BC Medicare Supp G	UnitedHealthcare PEBB Balance	UnitedHealthcare PEBB Complete				
Kaiser WA Classic	132		1	1										134
Kaiser WA Value		67		1										68
Kaiser WA Sound Choice			78											78
Kaiser WA Medicare	15	5	9	16,040		10		3		2		32	16,116	
Kaiser Permanente NW Classic				1	1,643	1		1				6	1,653	
Uniform Medical Plan Classic	1			28		26,201	1	9		29		44	26,313	
Premera BC Medicare Supp F							9,343						9,343	
Premera BC Medicare Supp G	1	2	1	35		241	9	7,487		16			7,793	
UnitedHealthcare PEBB Balance				9		17		1	390	5		8	430	
UnitedHealthcare PEBB Complete	3	4		498	1	536	13	30	9	15,800		57	16,954	
Termed/No Longer Enrolled		1	1	93	8	202	40	27		36			408	
<b>Grand Total Old Carrier</b>	<b>152</b>	<b>79</b>	<b>90</b>	<b>16,706</b>	<b>1,652</b>	<b>27,208</b>	<b>9,406</b>	<b>7,558</b>	<b>399</b>	<b>15,888</b>	<b>147</b>			

Change by Plan - Self Pay Medicare

	Original Enrolled	Current Enrolled	Change	% Change
Kaiser WA Classic	152	134	-18	-11.84%
Kaiser WA Value	79	68	-11	-13.92%
Kaiser WA Sound Choice	90	78	-12	-13.33%
Kaiser WA Medicare	16,706	16,116	-590	-3.53%
Kaiser Permanente NW Classic	1,652	1,653	1	0.06%
Uniform Medical Plan Classic	27,208	26,313	-895	-3.29%
Premera BC Medicare Supp F	9,406	9,343	-63	-0.67%
Premera BC Medicare Supp G	7,558	7,793	235	3.11%
UnitedHealthcare PEBB Balance	399	430	31	7.77%
UnitedHealthcare PEBB Complete	15,888	16,954	1,066	6.71%

% Change - Self Pay Medicare



**Open Enrollment Transfers from Old Carrier to New Carrier: Medical - All Medicare**  
 Enrollment Selections Made through  
 11-25-2024

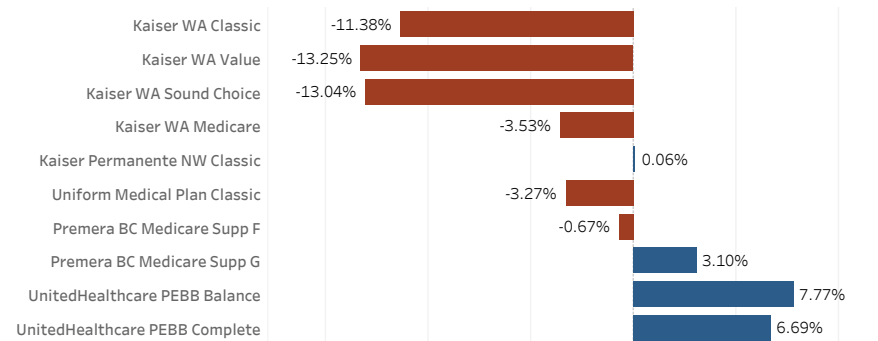


New Plan	Old Plan										New	Grand Total New Carrier	
	Kaiser WA Classic	Kaiser WA Value	Kaiser WA Sound Choice	Kaiser WA Medicare	Kaiser Permanente NW Classic	Uniform Medical Plan Classic	Premera BC Medicare Supp F	Premera BC Medicare Supp G	UnitedHealthcare PEBB Balance	UnitedHealthcare PEBB Complete			
Kaiser WA Classic	145		1	1								1	148
Kaiser WA Value		71		1									72
Kaiser WA Sound Choice			80										80
Kaiser WA Medicare	15	5	9	16,040		10		3		2		32	16,116
Kaiser Permanente NW Classic				1	1,643	1		1				6	1,653
Uniform Medical Plan Classic	1			28		26,309	1	10			32	46	26,427
Premera BC Medicare Supp F							9,343						9,343
Premera BC Medicare Supp G	1	2	1	35		241	9	7,487		16			7,793
UnitedHealthcare PEBB Balance				9		17		1	390	5		8	430
UnitedHealthcare PEBB Complete	3	4		498	1	536	13	30	9	15,800		57	16,954
Termed/No Longer Enrolled	2	1	1	93	8	207	40	27			36		415
No Plan Selected												1	
<b>Grand Total Old Carrier</b>	<b>167</b>	<b>83</b>	<b>92</b>	<b>16,706</b>	<b>1,652</b>	<b>27,321</b>	<b>9,406</b>	<b>7,559</b>	<b>399</b>	<b>15,891</b>		<b>151</b>	

Change by Plan - All Medicare

	Original Enrolled	Current Enrolled	Change	% Change
Kaiser WA Classic	167	148	-19	-11.38%
Kaiser WA Value	83	72	-11	-13.25%
Kaiser WA Sound Choice	92	80	-12	-13.04%
Kaiser WA Medicare	16,706	16,116	-590	-3.53%
Kaiser Permanente NW Classic	1,652	1,653	1	0.06%
Uniform Medical Plan Classic	27,321	26,427	-894	-3.27%
Premera BC Medicare Supp F	9,406	9,343	-63	-0.67%
Premera BC Medicare Supp G	7,559	7,793	234	3.10%
UnitedHealthcare PEBB Balance	399	430	31	7.77%
UnitedHealthcare PEBB Complete	15,891	16,954	1,063	6.69%

% Change - All Medicare



**Open Enrollment Transfers from Old Carrier to New Carrier**  
**Dental All Subscribers**  
 Enrollment Selections Made through  
 11-25-2024

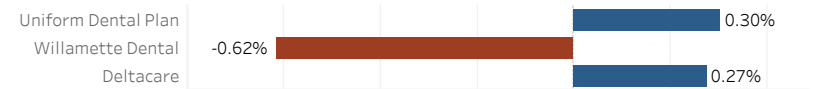


New Carrier	Old Carrier					
	Uniform Dental Plan	Willamette Dental	Deltacare	New	No Plan Selected	Grand Total
Uniform Dental Plan	182,346	311	1,828	2,065	162	186,712
Willamette Dental	318	16,639	219	186	13	17,375
Deltacare	1,404	316	18,685	641	58	21,104
No Plan Selected	2	3		363	3	371
Termed/No Longer Enrolled	2,075	212	312	17	18	2,634
<b>Grand Total</b>	<b>186,145</b>	<b>17,481</b>	<b>21,044</b>	<b>3,272</b>	<b>254</b>	

Change by Plan - Dental

New Carrier	Original Enrolled	Current Enrolled	Change	% Change
Uniform Dental Plan	186,147	186,712	565	0.30%
Willamette Dental	17,482	17,375	-107	-0.62%
Deltacare	21,046	21,104	58	0.27%

% Change - Dental



**Open Enrollment Transfers from Old Medical Carrier to New Vision Carrier**  
**Vision All Subscribers**  
 Enrollment Selections Made through  
 11-25-2024



Vision Carrier	Medical Carrier														Grand Total
	KPNW CDHP	KPNW Classic	Kaiser WA CDHP	Kaiser WA Classic	Kaiser WA Sound Choice	Kaiser WA Value	UMP Plus-Puget Sound HVN	UMP Plus-UW ACN	UMP Select	UMP Classic	UMP CDHP	New	No Plan Selected		
Davis Vision	31	79	200	703	822	281	434	608	423	3,390	584	850	25	8,430	
EyeMed Vision	24	42	141	443	486	179	360	562	470	4,121	723	861	22	8,434	
Metlife Vision	59	170	493	1,680	1,609	822	1,019	1,792	1,343	13,909	2,237	2,335	39	27,507	
Default	98	377	2,221	6,280	5,175	3,245	3,259	8,667	4,958	55,559	9,756	12,131	148	111,874	
Waived			1	3	5	1	2	3	10	37	12	825		899	
Termed/No Longer Enrolled		4	9	40	22	19	15	11	22	269	37	78	2	528	
Grand Total	212	672	3,065	9,149	8,119	4,547	5,089	11,643	7,226	77,285	13,349	17,080	236		

Vision Selection by Carrier

	Davis Vision	EyeMed Vision	Metlife Vision	Default	Waived	Termed/No Longer Enrolled	Grand Total
Kaiser Permanente NW	110	66	229	475		4	884
Kaiser WA	2,006	1,249	4,604	16,921	10	90	24,880
Uniform Medical Plan	5,439	6,236	20,300	82,199	64	354	114,592
New	850	861	2,335	12,131	825	78	17,080
No Plan Selected	25	22	39	148		2	236
Grand Total	8,430	8,434	27,507	111,874	899	528	

