

Open Enrollment Transfers from Old Carrier to New Carrier: Medical - All Subscribers
 Enrollment Selections Made through 12-23-2024



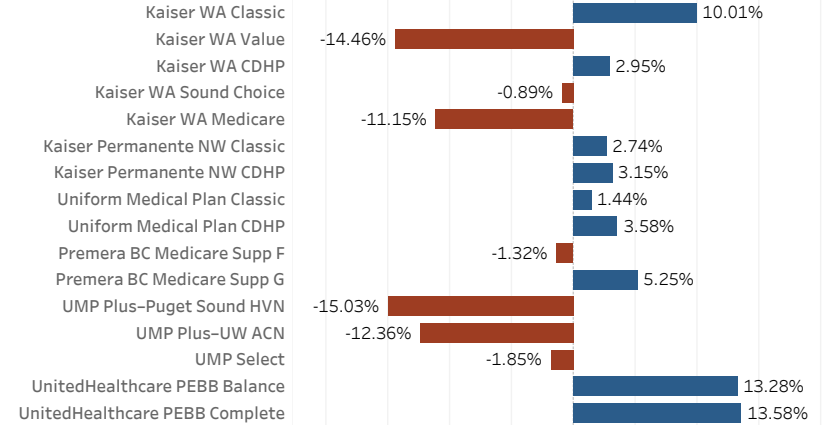
New Plan	Old Plan																		Grand Total New Carrier
	Kaiser WA CDHP	Kaiser WA Classic	Kaiser WA Medicare	Kaiser WA Sound Choice	Kaiser WA Value	KPNW CDHP	KPNW Classic	Premera BC MC Supp F	Premera BC MC Supp G	UHC PEBB Balance	UHC PEBB Complete	UMP CDHP	UMP Classic	UMP Select	UMP Plus-Puget Sound HVN	UMP Plus-UW ACN	No Plan Selected	New	
Kaiser WA CDHP	2,711	35		86	23							140	59	30	6	20	2	207	3,319
Kaiser WA Classic	99	9,433	3	193	499	2	1					34	461	71	45	70	15	368	11,294
Kaiser WA Medicare	1	27	14,719	15	8			5	2	7			16					43	14,843
Kaiser WA Sound Choice	75	71	1	7,806	56							35	80	59	35	92	11	302	8,623
Kaiser WA Value	22	13	1	33	4,049							6	38	17	8	13	2	38	4,240
Kaiser Permanente NW CDHP		1				154	5					42	8	2			1	16	229
Kaiser Permanente NW Classic		4	2		1	45	2,314		1		1	3	67	5			1	29	2,473
Premera BC Medicare Supp F								9,284											9,284
Premera BC Medicare Supp G		5	109	2	3		2	18	7,444	1	44	3	338	8	3				7,980
UnitedHealthcare PEBB Balance			24		1				6	374	14		21	1		1		10	452
UnitedHealthcare PEBB Complete		10	1,150	4	15		4	28	65	16	15,690	6	956	12	1	4		91	18,052
Uniform Medical Plan CDHP	118	17		44	13	6	1					13,058	609	271	107	223	11	578	15,056
Uniform Medical Plan Classic	58	316	527	172	139	6	28	2	22	3	72	649	105,516	825	728	1,272	105	2,617	113,057
UMP Select	25	21		82	17	3						151	407	7,296	107	187	19	463	8,778
UMP Plus-Puget Sound HVN	2	26		20	10							19	147	18	4,017	52	2	146	4,459
UMP Plus-UW ACN	8	31		41	16							34	222	31	58	9,821	13	236	10,511
No Plan Selected				1									6				3	587	597
Termed/No Longer Enrolled	105	256	170	200	107	6	52	76	39	3	65	354	2,501	296	133	238	77	96	4,774
Grand Total Old Carrier	3,224	10,266	16,706	8,699	4,957	222	2,407	9,408	7,582	399	15,893	14,534	111,452	8,942	5,248	11,993	262	5,827	

Open Enrollment Transfers from Old Carrier to New Carrier: Medical - All Subscribers

Changes by Plan - All Subscribers

	Original Enrolled	Current Enrolled	Change	% Change
Kaiser WA Classic	10,266	11,294	1,028	10.01%
Kaiser WA Value	4,957	4,240	-717	-14.46%
Kaiser WA CDHP	3,224	3,319	95	2.95%
Kaiser WA Sound Choice	8,700	8,623	-77	-0.89%
Kaiser WA Medicare	16,706	14,843	-1,863	-11.15%
Kaiser Permanente NW Classic	2,407	2,473	66	2.74%
Kaiser Permanente NW CDHP	222	229	7	3.15%
Uniform Medical Plan Classic	111,457	113,057	1,600	1.44%
Uniform Medical Plan CDHP	14,535	15,056	521	3.58%
Premera BC Medicare Supp F	9,408	9,284	-124	-1.32%
Premera BC Medicare Supp G	7,582	7,980	398	5.25%
UMP Plus-Puget Sound HVN	5,248	4,459	-789	-15.03%
UMP Plus-UW ACN	11,993	10,511	-1,482	-12.36%
UMP Select	8,943	8,778	-165	-1.85%
UnitedHealthcare PEBB Balance	399	452	53	13.28%
UnitedHealthcare PEBB Complete	15,893	18,052	2,159	13.58%

% Change - All Subscribers



Open Enrollment Transfers from Old Carrier to New Carrier: Medical - Actives
 Enrollment Selections Made through
 12-23-2024

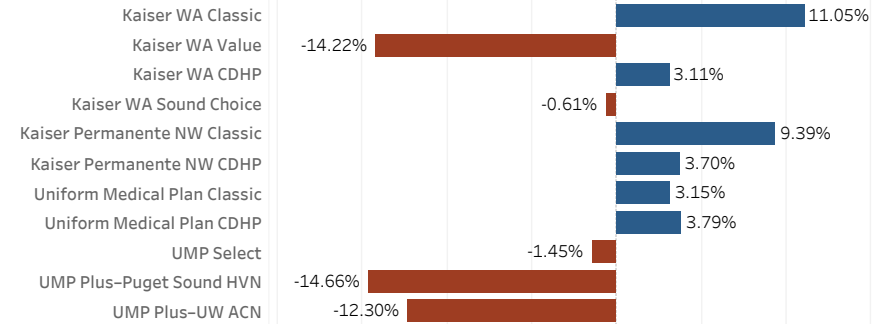


New Plan	Old Plan													New	Grand Total New Carrier
	Kaiser WA Classic	Kaiser WA Value	Kaiser WA CDHP	Kaiser WA Sound Choice	Kaiser Permanente NW Classic	Kaiser Permanente NW CDHP	Uniform Medical Plan Classic	Uniform Medical Plan CDHP	UMP Plus-Puget Sound HVN	UMP Plus-UW ACN	UMP Select	No Plan Selected			
Kaiser WA Classic	9,017	493	97	191	1	2	458	34	45	70	70	15	362	10,855	
Kaiser WA Value	13	3,866	22	33			38	6	8	12	17	2	37	4,054	
Kaiser WA CDHP	35	22	2,680	85			59	139	6	20	30	2	206	3,284	
Kaiser WA Sound Choice	71	55	74	7,382			80	35	35	92	59	11	296	8,190	
Kaiser Permanente NW Classic	4	1			629	44	63	3			5	1	19	769	
Kaiser Permanente NW CDHP	1				5	149	8	42			2	1	16	224	
Uniform Medical Plan Classic	300	129	58	171	28	6	77,353	636	709	1,259	807	105	2,493	84,054	
Uniform Medical Plan CDHP	17	13	118	44	1	6	605	12,877	105	221	266	11	572	14,856	
UMP Plus-Puget Sound HVN	26	10	2	20			147	19	3,960	52	17	2	146	4,401	
UMP Plus-UW ACN	30	16	8	41			221	34	57	9,709	31	13	232	10,392	
UMP Select	21	17	25	82		3	397	148	104	183	6,953	19	455	8,407	
No Plan Selected				1			6					3	587	597	
Termed/No Longer Enrolled	240	104	101	190	39	6	2,055	341	128	232	274	77	95	3,882	
Grand Total Old Carrier	9,775	4,726	3,185	8,240	703	216	81,490	14,314	5,157	11,850	8,531	262	5,516		

Change by Plan - Actives

	Original En..	Current Enr..	Change	% Change
Kaiser WA Classic	9,775	10,855	1,080	11.05%
Kaiser WA Value	4,726	4,054	-672	-14.22%
Kaiser WA CDHP	3,185	3,284	99	3.11%
Kaiser WA Sound Choice	8,240	8,190	-50	-0.61%
Kaiser Permanente NW Classic	703	769	66	9.39%
Kaiser Permanente NW CDHP	216	224	8	3.70%
Uniform Medical Plan Classic	81,490	84,054	2,564	3.15%
Uniform Medical Plan CDHP	14,314	14,856	542	3.79%
UMP Select	8,531	8,407	-124	-1.45%
UMP Plus-Puget Sound HVN	5,157	4,401	-756	-14.66%
UMP Plus-UW ACN	11,850	10,392	-1,458	-12.30%

% Change - Actives



Open Enrollment Transfers from Old Carrier to New Carrier: Medical - Self Pay Non-Medicare
 Enrollment Selections Made through
 12-23-2024

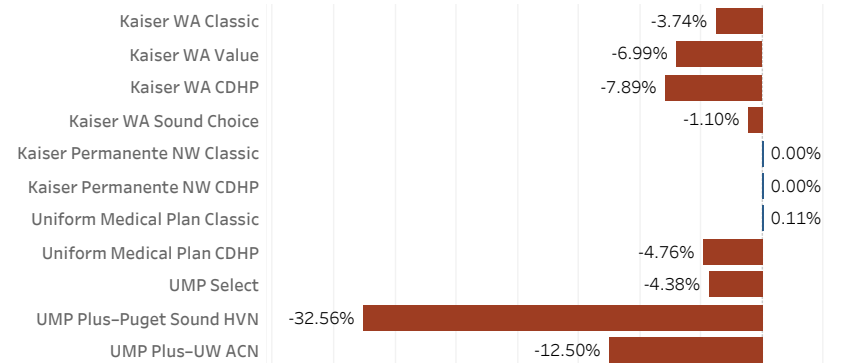


New Plan	Old Plan												New	Grand Total New Carrier
	Kaiser WA Classic	Kaiser WA Value	Kaiser WA CDHP	Kaiser WA Sound Choice	Kaiser Permanente NW Classic	Kaiser Permanente NW CDHP	Uniform Medical Plan Classic	Uniform Medical Plan CDHP	UMP Select	UMP Plus-Puget Sound HVN	UMP Plus-UW ACN			
Kaiser WA Classic	293	4	2	1			3		1				5	309
Kaiser WA Value		131									1		1	133
Kaiser WA CDHP		1	31	1					1				1	35
Kaiser WA Sound Choice			1	351									6	358
Kaiser Permanente NW Classic					50								1	51
Kaiser Permanente NW CDHP						5								5
Uniform Medical Plan Classic	11	5		1			2,533	12	16	18	11		45	2,652
Uniform Medical Plan CDHP							4	181	5	2	2		6	200
UMP Select							10	3	343	3	4		8	371
UMP Plus-Puget Sound HVN									1	57				58
UMP Plus-UW ACN	1						1			1	112		4	119
Termed/No Longer Enrolled	16	2	4	8	1		100	13	22	5	6			177
Grand Total Old Carrier	321	143	38	362	51	5	2,651	210	388	86	136		77	

Change by Plan - Self Pay Non-Medicare

	Original Enroll..	Current Enrolled	Change	% Change
Kaiser WA Classic	321	309	-12	-3.74%
Kaiser WA Value	143	133	-10	-6.99%
Kaiser WA CDHP	38	35	-3	-7.89%
Kaiser WA Sound Choice	362	358	-4	-1.10%
Kaiser Permanente NW Classic	51	51	0	0.00%
Kaiser Permanente NW CDHP	5	5	0	0.00%
Uniform Medical Plan Classic	2,651	2,654	3	0.11%
Uniform Medical Plan CDHP	210	200	-10	-4.76%
UMP Select	388	371	-17	-4.38%
UMP Plus-Puget Sound HVN	86	58	-28	-32.56%
UMP Plus-UW ACN	136	119	-17	-12.50%

% Change - Self Pay Non-Medicare



Open Enrollment Transfers from Old Carrier to New Carrier: Medical - Self Pay Medicare
 Enrollment Selections Made through
 12-23-2024

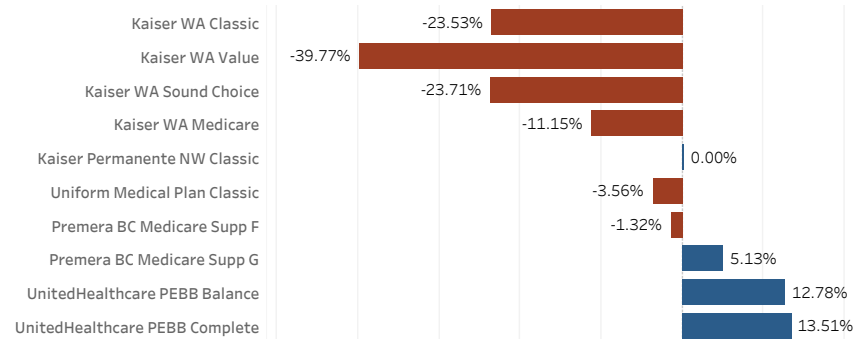


New Plan	Old Plan											New	Grand Total New Carrier
	Kaiser WA Classic	Kaiser WA Value	Kaiser WA Sound Choice	Kaiser WA Medicare	Kaiser Permanente NW Classic	Uniform Medical Plan Classic	Premera BC Medicare Supp F	Premera BC Medicare Supp G	UnitedHealthcare PEBB Balance	UnitedHealthcare PEBB Complete			
Kaiser WA Classic	123	2	1	3								1	130
Kaiser WA Value		52		1									53
Kaiser WA Sound Choice		1	73										74
Kaiser WA Medicare	27	8	15	14,719		16		5	2	7		43	14,842
Kaiser Permanente NW Classic				2	1,635	4		1		1		9	1,653
Uniform Medical Plan Classic	5	5		527		25,630	2	20	3	67		79	26,339
Premera BC Medicare Supp F							9,284						9,284
Premera BC Medicare Supp G	5	3	2	109	2	338	18	7,444	1	44			7,969
UnitedHealthcare PEBB Balance		1		24		21		6	374	14		10	450
UnitedHealthcare PEBB Complete	10	15	4	1,150	4	956	28	65	16	15,690		91	18,035
Termed/No Longer Enrolled		1	2	170	12	346	76	39	3	65		1	715
Grand Total Old Carrier	170	88	97	16,705	1,653	27,311	9,408	7,580	399	15,888		234	

Change by Plan - Self Pay Medicare

	Original Enrolled	Current Enrolled	Change	% Change
Kaiser WA Classic	170	130	-40	-23.53%
Kaiser WA Value	88	53	-35	-39.77%
Kaiser WA Sound Choice	97	74	-23	-23.71%
Kaiser WA Medicare	16,705	14,842	-1,863	-11.15%
Kaiser Permanente NW Classic	1,653	1,653	0	0.00%
Uniform Medical Plan Classic	27,311	26,339	-972	-3.56%
Premera BC Medicare Supp F	9,408	9,284	-124	-1.32%
Premera BC Medicare Supp G	7,580	7,969	389	5.13%
UnitedHealthcare PEBB Balance	399	450	51	12.78%
UnitedHealthcare PEBB Complete	15,888	18,035	2,147	13.51%

% Change - Self Pay Medicare



Open Enrollment Transfers from Old Carrier to New Carrier: Medical - All Medicare
 Enrollment Selections Made through
 12-23-2024

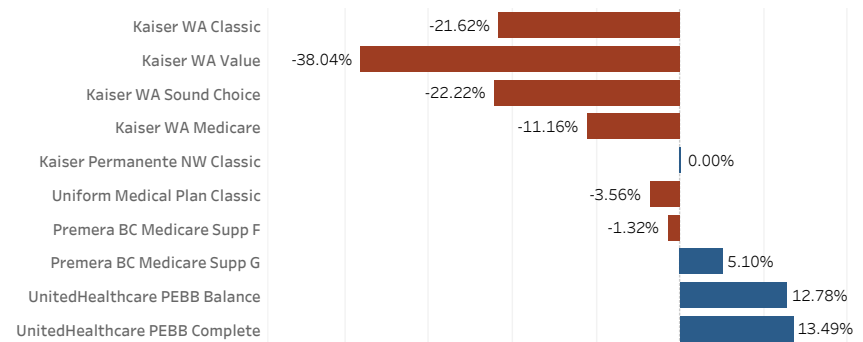


New Plan	Old Plan											New	Grand Total New Carrier
	Kaiser WA Classic	Kaiser WA Value	Kaiser WA Sound Choice	Kaiser WA Medicare	Kaiser Permanente NW Classic	Uniform Medical Plan Classic	Premera BC Medicare Supp F	Premera BC Medicare Supp G	UnitedHealthcare PEBB Balance	UnitedHealthcare PEBB Complete			
Kaiser WA Classic	137	2	1	3								2	145
Kaiser WA Value		56		1									57
Kaiser WA Sound Choice		1	75	1									77
Kaiser WA Medicare	27	8	15	14,719		16		5	2	7		43	14,842
Kaiser Permanente NW Classic				2	1,635	4		1		1		9	1,653
Uniform Medical Plan Classic	5	5		527		25,731		22	3	70		81	26,447
Premera BC Medicare Supp F							9,284						9,284
Premera BC Medicare Supp G	5	3	2	109	2	338	18	7,444	1	44			7,969
UnitedHealthcare PEBB Balance		1		24		21		6	374	14		10	450
UnitedHealthcare PEBB Complete	10	15	4	1,150	4	956	28	65	16	15,690		91	18,035
Termed/No Longer Enrolled	1	1	2	170	12	357	76	39	3	65		1	727
Grand Total Old Carrier	185	92	99	16,706	1,653	27,423	9,408	7,582	399	15,891		237	

Change by Plan - All Medicare

	Original Enrolled	Current Enrolled	Change	% Change
Kaiser WA Classic	185	145	-40	-21.62%
Kaiser WA Value	92	57	-35	-38.04%
Kaiser WA Sound Choice	99	77	-22	-22.22%
Kaiser WA Medicare	16,706	14,842	-1,864	-11.16%
Kaiser Permanente NW Classic	1,653	1,653	0	0.00%
Uniform Medical Plan Classic	27,423	26,447	-976	-3.56%
Premera BC Medicare Supp F	9,408	9,284	-124	-1.32%
Premera BC Medicare Supp G	7,582	7,969	387	5.10%
UnitedHealthcare PEBB Balance	399	450	51	12.78%
UnitedHealthcare PEBB Complete	15,891	18,035	2,144	13.49%

% Change - All Medicare



Open Enrollment Transfers from Old Carrier to New Carrier
Dental All Subscribers
 Enrollment Selections Made through
 12-23-2024



New Carrier	Old Carrier					
	Uniform Dental Plan	Willamette Dental	Deltacare	New	No Plan Selected	Grand Total
Uniform Dental Plan	180,244	593	2,945	3,376	160	187,318
Willamette Dental	531	16,103	324	315	11	17,284
Deltacare	2,198	477	17,295	1,021	55	21,046
No Plan Selected	8	2		554	2	566
Termed/No Longer Enrolled	3,161	306	481	26	26	4,000
Grand Total	186,142	17,481	21,045	5,292	254	

Change by Plan - Dental

New Carrier	Original Enrolled	Current Enrolled	Change	% Change
Uniform Dental Plan	186,147	187,318	1,171	0.63%
Willamette Dental	17,482	17,284	-198	-1.15%
Deltacare	21,046	21,046	0	0.00%

% Change - Dental



Open Enrollment Transfers from Old Medical Carrier to New Vision Carrier
Vision All Subscribers
 Enrollment Selections Made through
 12-23-2024



Vision Carrier	Medical Carrier														Grand Total
	KPNW CDHP	KPNW Classic	Kaiser WA CDHP	Kaiser WA Classic	Kaiser WA Sound Choice	Kaiser WA Value	UMP Plus-Puget Sound HVN	UMP Plus-UW ACN	UMP Select	UMP Classic	UMP CDHP	New	No Plan Selected		
Davis Vision	38	97	411	1,064	1,459	460	735	1,553	818	6,167	1,422	1,869	29	16,122	
EyeMed Vision	27	53	277	723	786	285	602	1,284	801	7,282	1,567	1,609	25	15,321	
Metlife Vision	145	512	2,333	7,275	5,831	3,758	3,713	8,738	5,541	63,339	10,258	14,107	167	125,717	
Default	1	5	15	31	40	19	16	43	38	320	39	617	7	1,191	
Waived		2	3	17	17	11	8	17	30	220	32	672	1	1,030	
Termed/No Longer Enrolled	1	25	12	55	23	22	14	21	43	366	43	111	4	740	
Grand Total	212	694	3,051	9,165	8,156	4,555	5,088	11,656	7,271	77,694	13,361	18,985	233		

Vision Selection by Carrier

	Davis Vision	EyeMed Vision	Metlife Vision	Default	Waived	Termed/No Longer Enrolled	Grand Total
Kaiser Permanente NW	135	80	657	6	2	26	906
Kaiser WA	3,394	2,071	19,197	105	48	112	24,927
Uniform Medical Plan	10,695	11,536	91,589	456	307	487	115,070
New	1,869	1,609	14,107	617	672	111	18,985
No Plan Selected	29	25	167	7	1	4	233
Grand Total	16,122	15,321	125,717	1,191	1,030	740	

