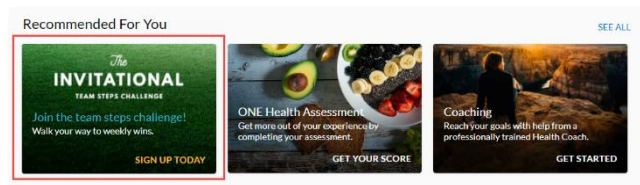



How to Join The Invitational Team Steps Challenge

1. Go to <https://webmdhealth.com/hcasmarthealth/>
2. Select “Sign Up Today” in one of the following to go to the registration page
 - a. Within MyHealth Spotlight
 - b. In the “Recommended For You” stream



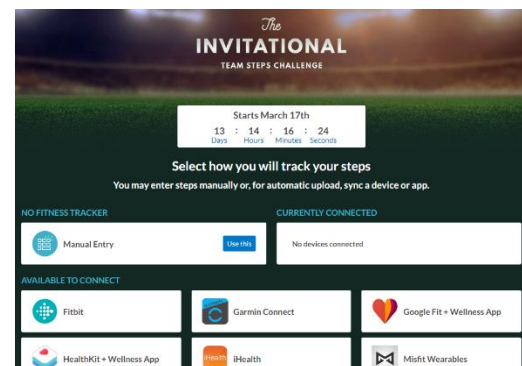
Note: If you don't see The Invitational challenge card in the “Recommended For You” stream, then select “see all” to expand the view

3. You will be taken to The Invitational challenge registration page. Select “Join Now” to start the registration process.

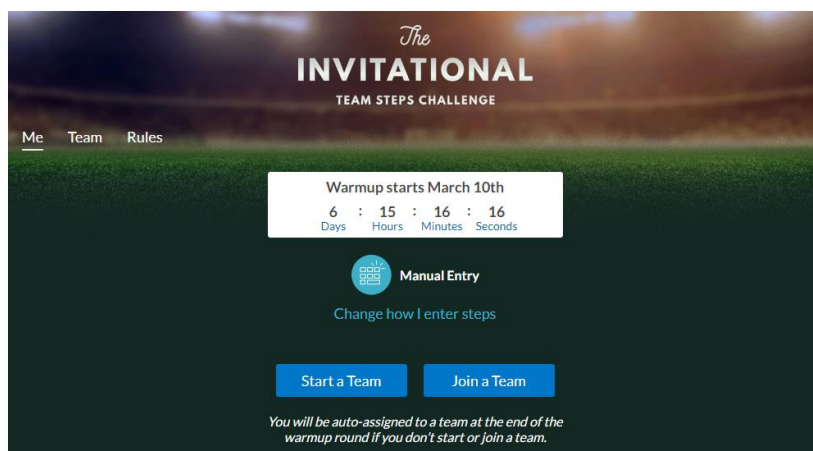


4. Select the method that you'll be tracking your steps.

Note: If you have a device connected, it will show up first on your list under “Currently Connected.”



5. After selecting your entry method, you can choose to “Start a Team” or “Join a Team.”



Note: For more information on how to start or join a team, see the "How to Join or Start a Team" handouts.

6. Congratulations! You're now registered for The Invitational!

Have any questions? Scroll to the bottom of the page and select "Contact Us" to reach out to WebMD's Customer Service team.

