



# Washington State Opioid Response

## Low Barrier Buprenorphine

### FINAL MONTHLY SUMMARY REPORT

#### May 2019 - April 2020

May 20, 2020

#### About this Report

This report is intended for program monitoring of the State Opioid Response (SOR) Low Barrier Buprenorphine (LBB) project implemented by the Seattle Indian Health Board (SIHB). The LBB project is funded under the SOR grant through contracts with the Health Care Authority's Division of Behavioral Health and Recovery. This program was previously funded through the State Targeted Response grant from August 2017 to April 2019. SIHB is obligated to enroll a targeted number of patients per month using buprenorphine treatment for opioid use disorder (OUD). This report describes the demographics of all persons enrolled in the LBB program and total enrollment by LBB. Note that this report summarizes SOR-funded treatment and does not represent all medication treatment for OUD efforts supported by Washington State.

Direct questions about this report to:

#### **Lyz Speaker**

elizabeth.speaker@dshs.wa.gov  
360.902.0802

Direct programmatic questions to:

#### **Deb Cummins**

debra.cummins@hca.wa.gov  
360.725.9483

These measures were produced by the DSHS Research and Data Analysis Division *State Opioid Response* project in collaboration with:

- HCA Division of Behavioral Health and Recovery
- Substance Abuse Mental Health Services Administration, Grant No. T1081705



# Washington State Opioid Response

## Low Barrier Buprenorphine Monthly Summary Report

May 20, 2020

### CONTENTS

PAGE	
1	<b>Understanding the Report</b>
2	<b>Program Summary</b>
3	<b>Enrollment Events &amp; Clients by Month</b>

### UNDERSTANDING THE REPORT

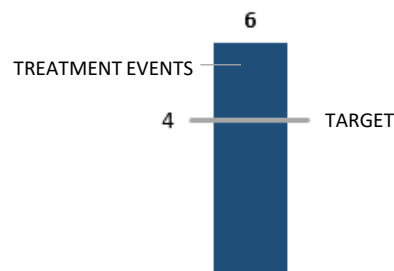
#### Q What is Low Barrier Buprenorphine?

The **Low Barrier Buprenorphine (LBB) program** was developed to serve highly vulnerable persons with opioid use disorder (OUD) in Seattle. The Seattle Indian Health Board clinic uses a patient-centered, low threshold care model that allows for flexibility compared to other opioid treatment programs. Patients begin treatment within 48 hours of contacting the clinic, are not required to seek psychosocial services, are not discharged for poly-substance use, and receive flexible appointment times to accommodate the patient's needs.

#### DEFINITIONS

- **Events**  
Total number of treatment events (episodes) initiated by the program. Single episodes are marked by induction onto buprenorphine. Individuals who discharge and return will have more than one event.
- **Clients**  
Total number of unique patients enrolled onto buprenorphine by the program. Each client is only counted once.
- **Discharges**  
Discharges are recorded when a patient is no longer receiving buprenorphine from the program.
- **Cumulative Enrollment Events**  
Based on the monthly target, this graph shows the cumulative events in relation to the target. The yellow line is the cumulative target and the blue area is cumulative LBB events.
- **Monthly Target**  
The LBB program has a monthly contracted event target. The grey line (Figure 1) shows the LBB monthly target (4), and the blue bar displays the number of events in that reporting month (6).
- **Reported Discharges**  
The percent of clients with a reported discharge from the program. Discharges indicate an individual is no longer receiving MOUD through the SOR grant. This is not a retention in treatment measure and relies on clinical reporting.

FIGURE 1.  
**Monthly Target**





# Washington State Opioid Response

## Low Barrier Buprenorphine Monthly Summary Report

May 20, 2020

### PROGRAM SUMMARY

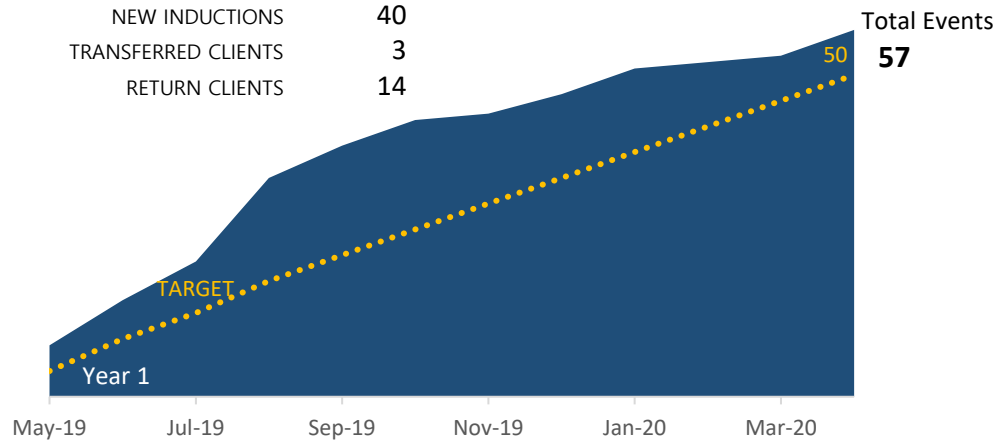
#### TOTAL COUNTS

EVENTS	<b>57</b>
CLIENTS	<b>53</b>
DISCHARGES	<b>29</b>

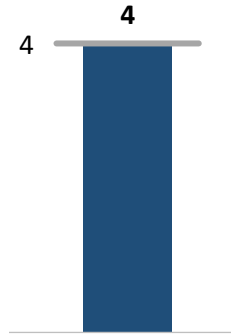
#### Cumulative Enrollment Events

May 2019 - April 2020

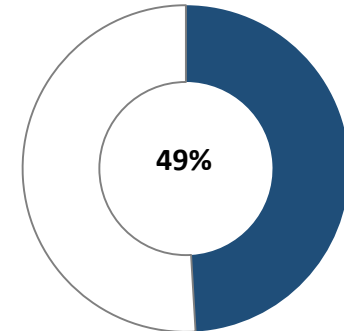
NEW INDUCTIONS	40
TRANSFERRED CLIENTS	3
RETURN CLIENTS	14



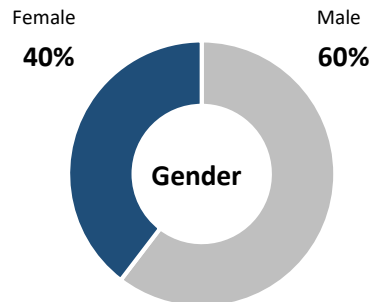
#### Monthly Target



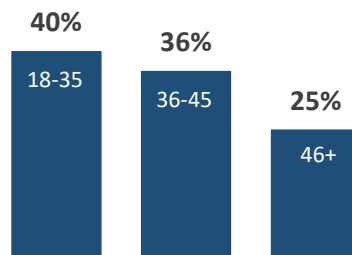
#### Reported Discharges



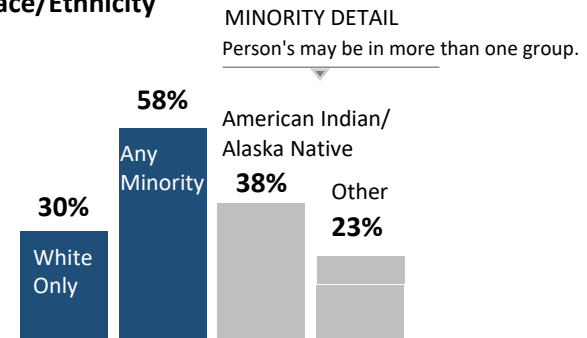
#### Client Demographics



#### Age



#### Race/Ethnicity



Note: 0 patients missing Gender; 6 patients missing Race/Ethnicity.



# Washington State Opioid Response

## Low Barrier Buprenorphine Monthly Summary Report

May 20, 2020

### Enrollment Events & Clients by Month

YEAR	MONTH	Seattle Indian Health Board EVENTS		Seattle Indian Health Board CLIENTS	
		MONTHLY	CUMUL	MONTHLY	CUMUL
2019	May	8	8	8	8
	June	7	15	7	15
	July	6	21	5	20
	August	13	34	13	33
	September	5	39	5	38
	October	4	43	4	42
	November	1	44	0	42
	December	3	47	2	44
2020	January	4	51	3	47
	February	1	52	1	48
	March	1	53	1	49
	April	4	57	4	53