

June 2024 Top 25 Drug Classes and Drugs by Cost

Overview

- ▶ Annual Utilization 2021 to 2023
- ▶ Top 25 Classes
- ▶ Top 25 Drugs

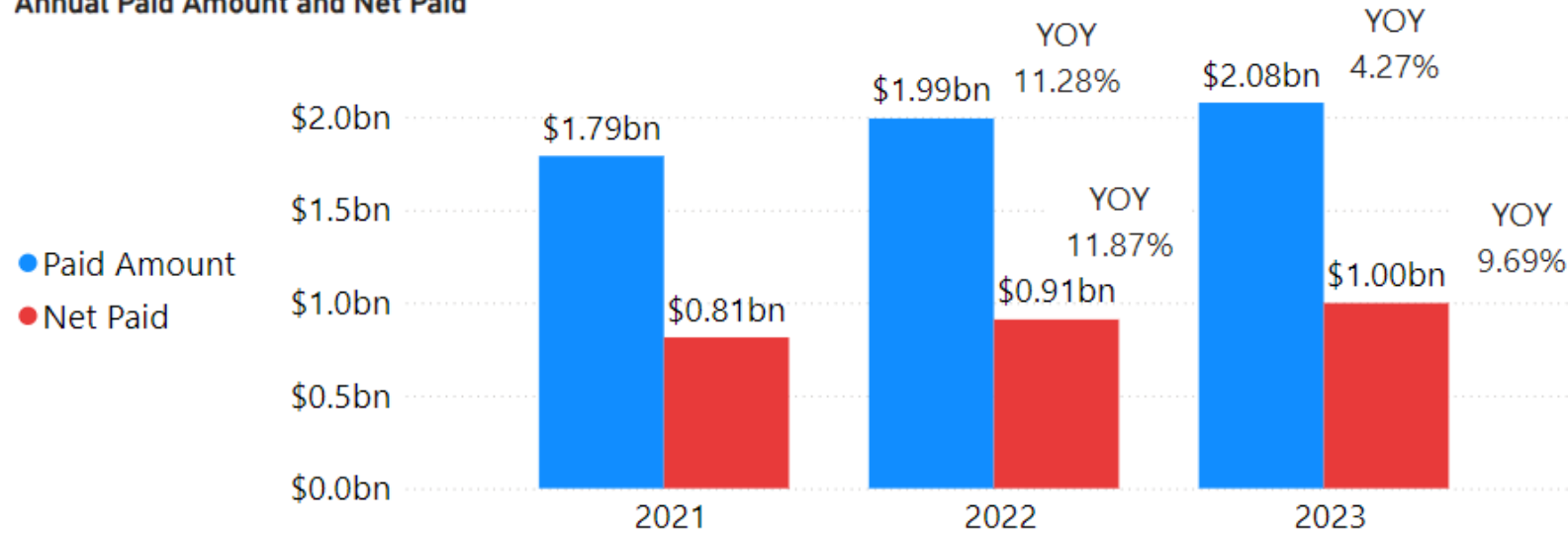
Annual Utilization - Background

▶ Methodology

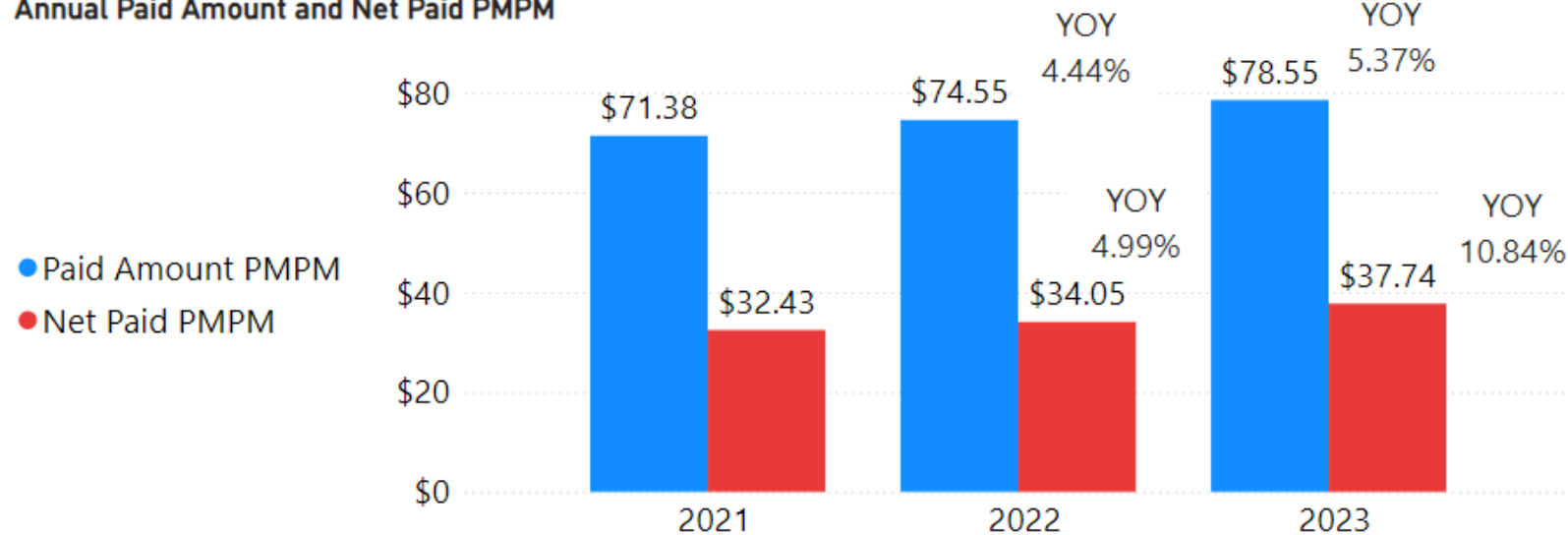
- ▶ Pharmacy Point-of-Sale Claims
- ▶ Date Range: 1/1/2021 to 12/31/2023
- ▶ Fee-for-Service and Managed Care Claims

Annual Utilization

Annual Paid Amount and Net Paid

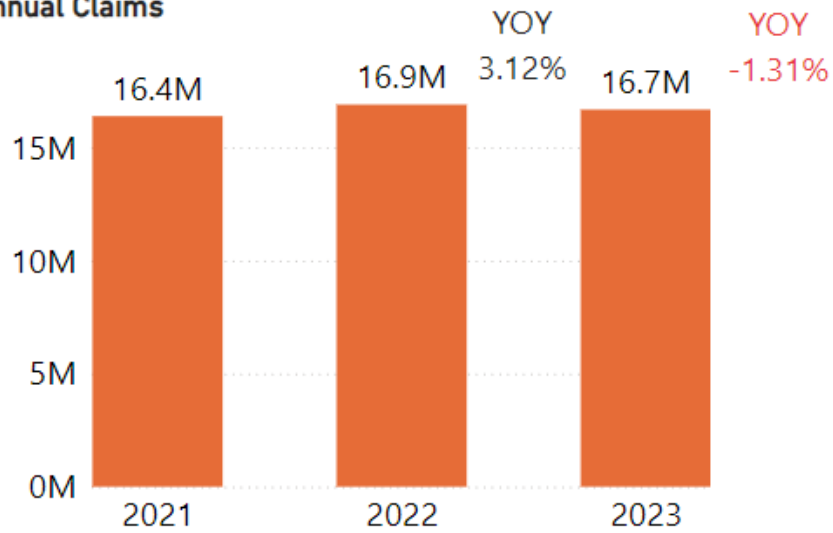


Annual Paid Amount and Net Paid PMPM

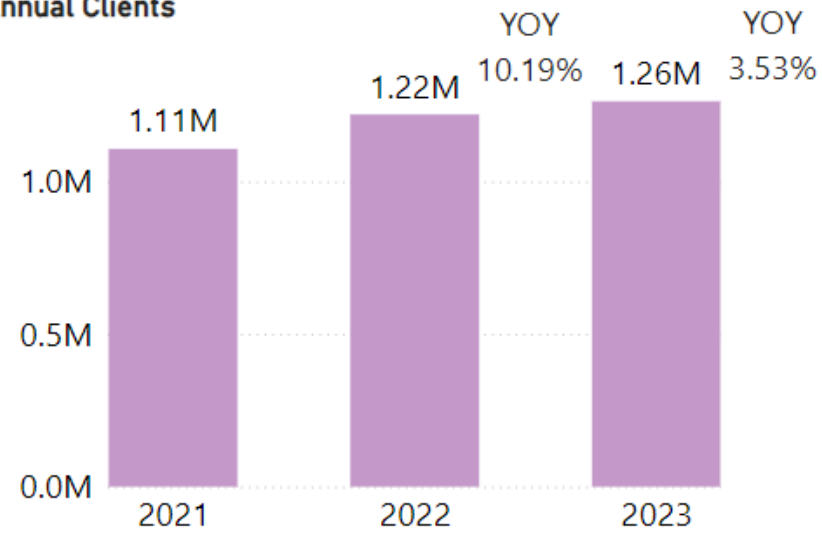


Annual Utilization

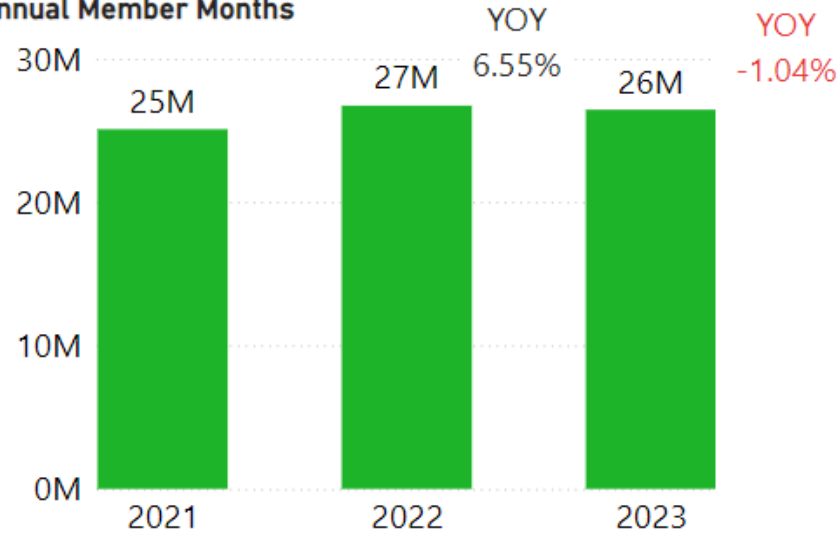
Annual Claims



Annual Clients



Annual Member Months



Top 25 Classes by Cost - Background

- ▶ Apple Health Drug Class (e.g. ANTIDEPRESSANTS : TRICYCLIC AGENTS)
 - ▶ Class – The component before the “ : ”
 - ▶ Example: ANTIDEPRESSANTS
 - ▶ There 64 Classes as of 2023
 - ▶ Subclass: - The component after the “ : ”
 - ▶ Example: TRICYCLIC AGENTS
 - ▶ Some drug classes do not contain a subclass (e.g. Cytokine & CAM Antagonists)
 - ▶ There were 494 Apple Health Drug Classes as of 2023
- ▶ Top 25 classes were included based on total cost, inclusive of rebates.

Top 25 Classes by Cost – Highest Cost Drug Classes 2023

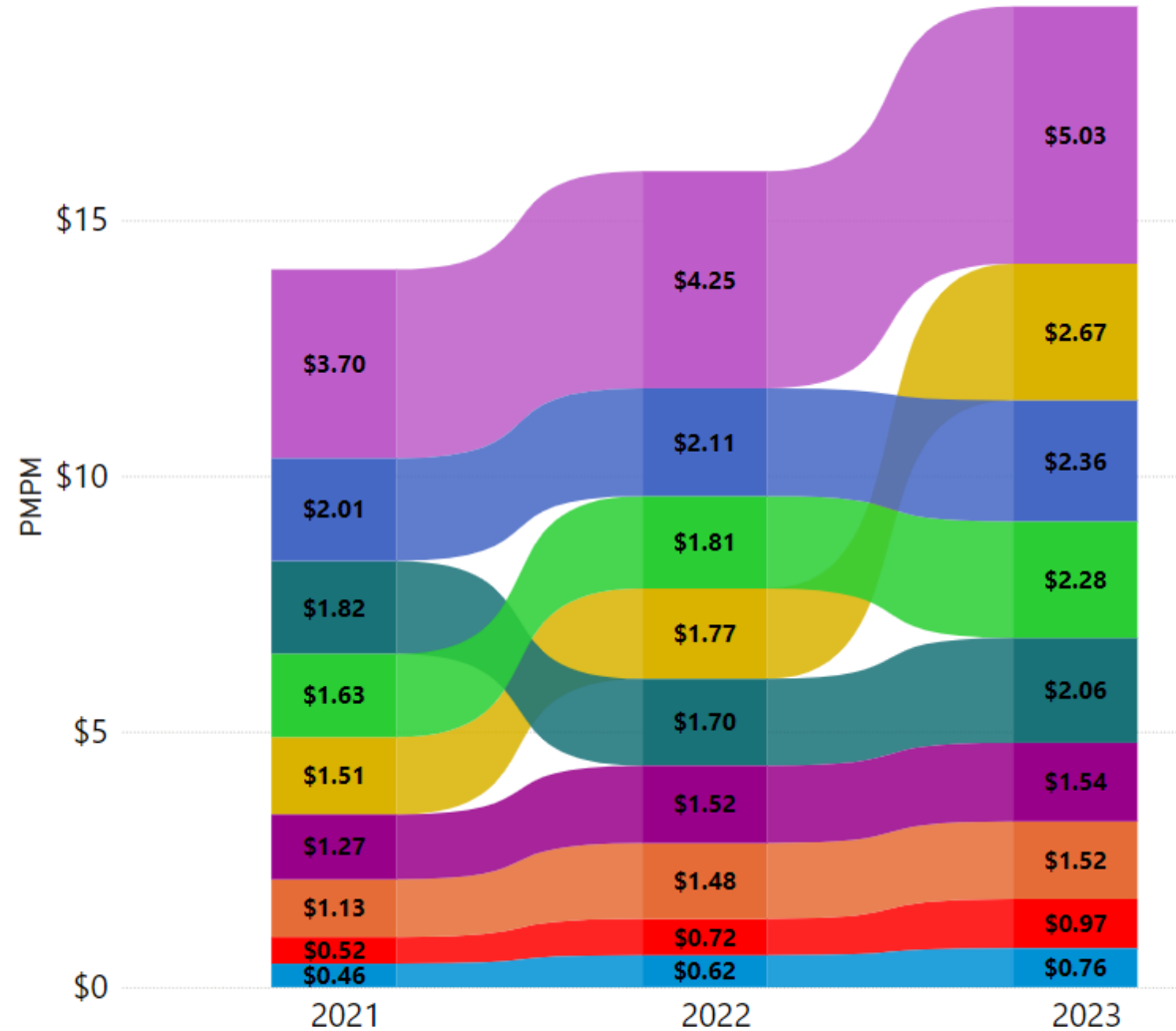
Apple Health Class	Net Paid	Net Paid PMPM
CYTOKINE AND CAM ANTAGONISTS	\$133,131,487	\$5.03
HIV	\$89,753,775	\$3.39
ANTIDIABETICS	\$70,713,233	\$2.67
ONCOLOGY AGENTS	\$62,525,679	\$2.36
ASTHMA AND COPD AGENTS	\$60,255,354	\$2.28
ANTIPSYCHOTICS / ANTIMANIC AGENTS	\$54,367,088	\$2.06
ADHD / ANTI-NARCOLEPSY	\$40,900,700	\$1.55
RESPIRATORY AGENTS	\$40,621,994	\$1.54
ENDOCRINE AND METABOLIC AGENTS	\$40,144,170	\$1.52
SUBSTANCE USE DISORDER	\$39,998,839	\$1.51
ANTICONVULSANTS	\$33,309,701	\$1.26
ATOPIC DERMATITIS AGENTS	\$25,525,051	\$0.97
ANTIVIRALS	\$21,372,504	\$0.81
NEUROMUSCULAR AGENTS	\$20,063,789	\$0.76
PULMONARY HYPERTENSION AGENTS	\$18,752,807	\$0.71
MULTIPLE SCLEROSIS AGENTS	\$16,369,219	\$0.62
ANTIHYPERTENSIVES	\$16,324,506	\$0.62
GASTROINTESTINAL AGENTS	\$15,730,948	\$0.59
ANTIDEPRESSANTS	\$14,493,204	\$0.55
ANALGESICS	\$13,748,650	\$0.52
ANTIBIOTICS	\$13,733,677	\$0.52
HEMATOLOGICAL AGENTS	\$12,287,608	\$0.46
DERMATOLOGICS	\$11,419,916	\$0.43
ALLERGY	\$10,928,882	\$0.41
CONTRACEPTIVES	\$10,461,889	\$0.40

Top 25 Classes by Cost – PMPM Increase 2021 to 2023

Increase in PMPM from 2021 to 2023

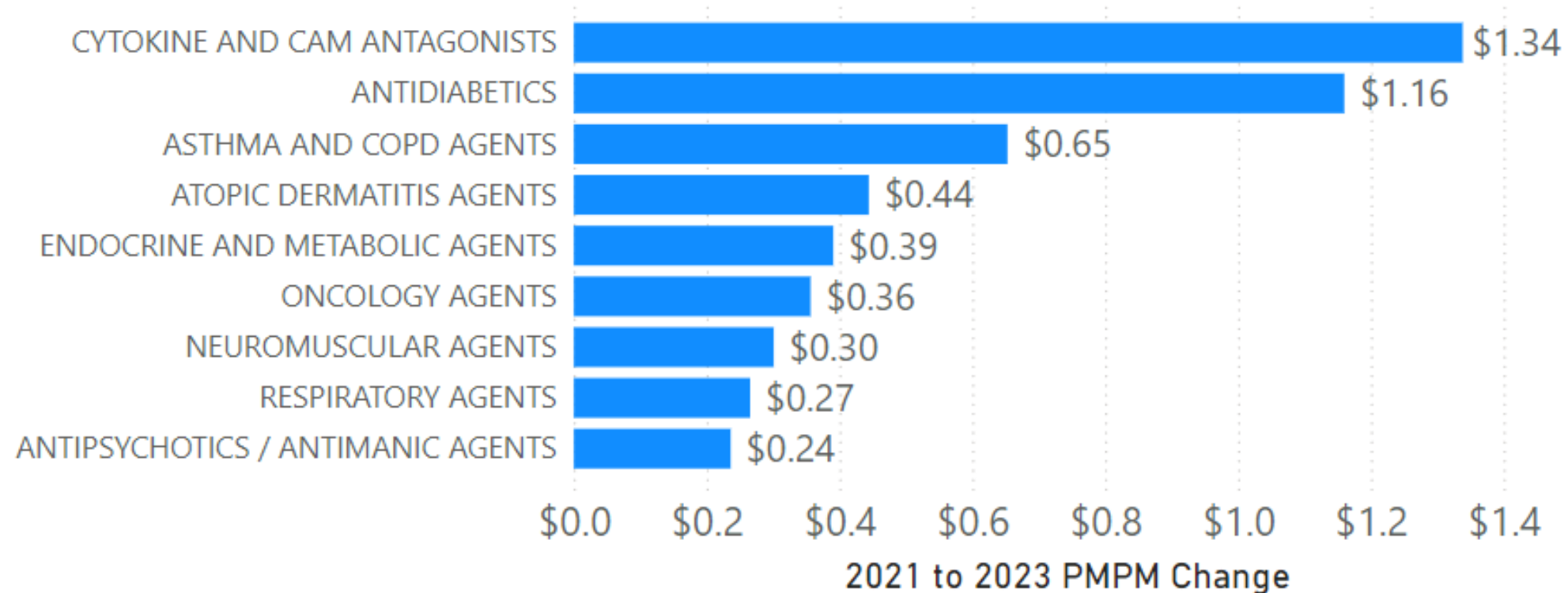
APPLE HEALTH CLASS

- ANTIDIABETICS
- ANTIPSYCHOTICS / ANTIMANIC AGENTS
- ASTHMA AND COPD AGENTS
- ATOPIC DERMATITIS AGENTS
- CYTOKINE AND CAM ANTAGONISTS
- ENDOCRINE AND METABOLIC AGENTS
- NEUROMUSCULAR AGENTS
- ONCOLOGY AGENTS
- RESPIRATORY AGENTS



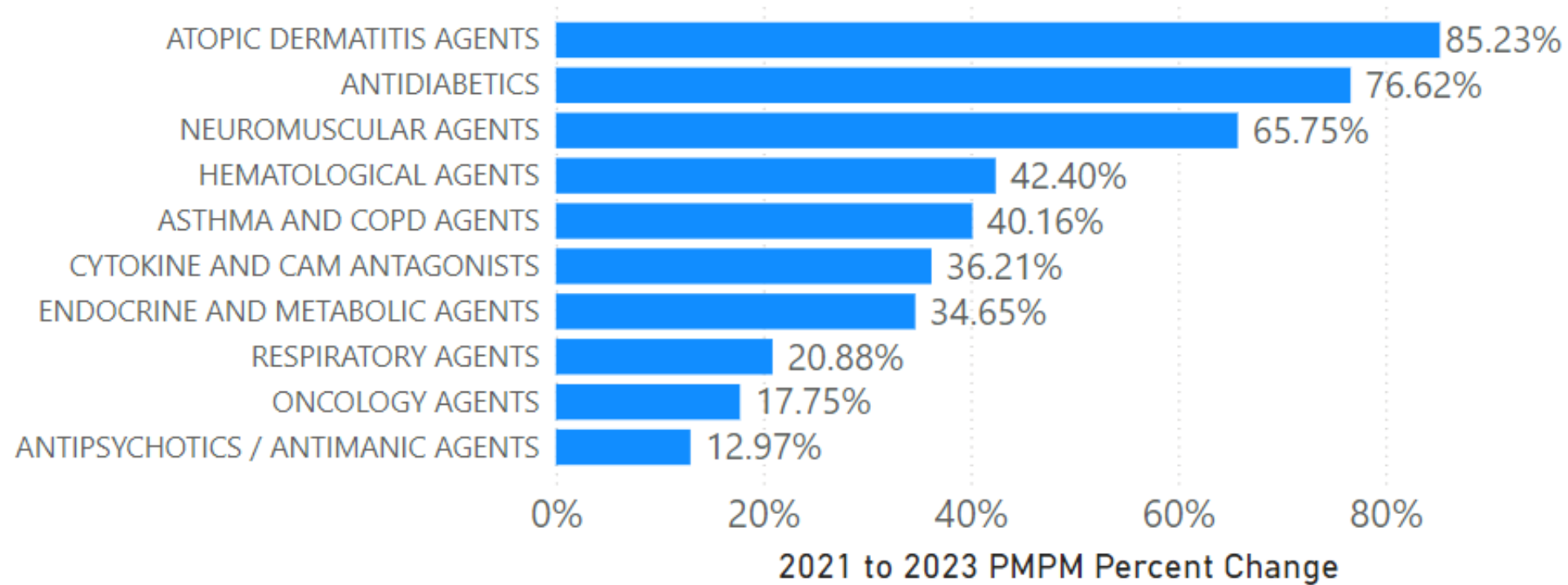
Top 25 Classes by Cost – PMPM Increase 2021 to 2023

Increase in PMPM from 2021 to 2023



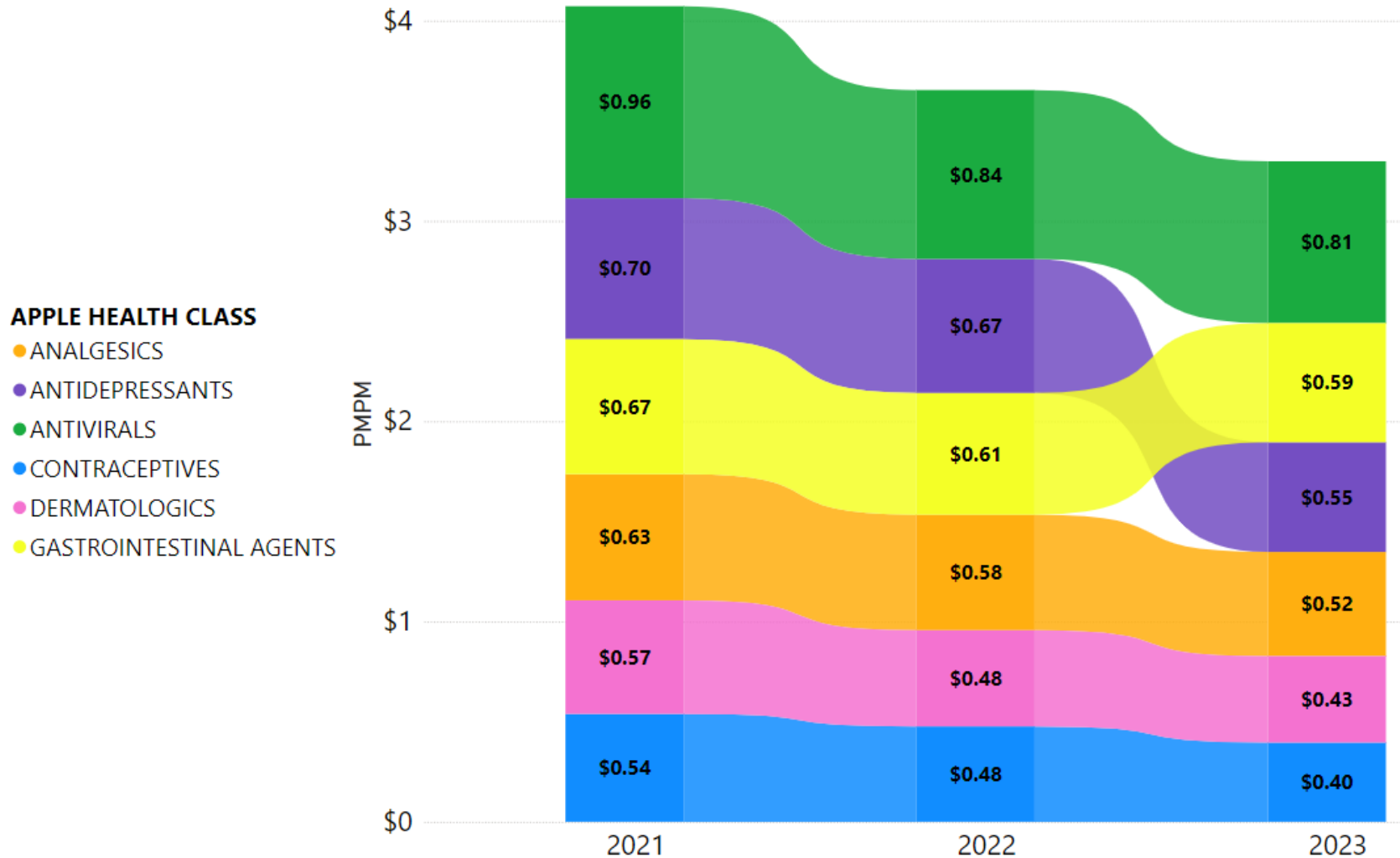
Top 25 Classes by Cost – PMPM Percent Increase 2021 to 2023

Percent Increase in PMPM from 2021 to 2023



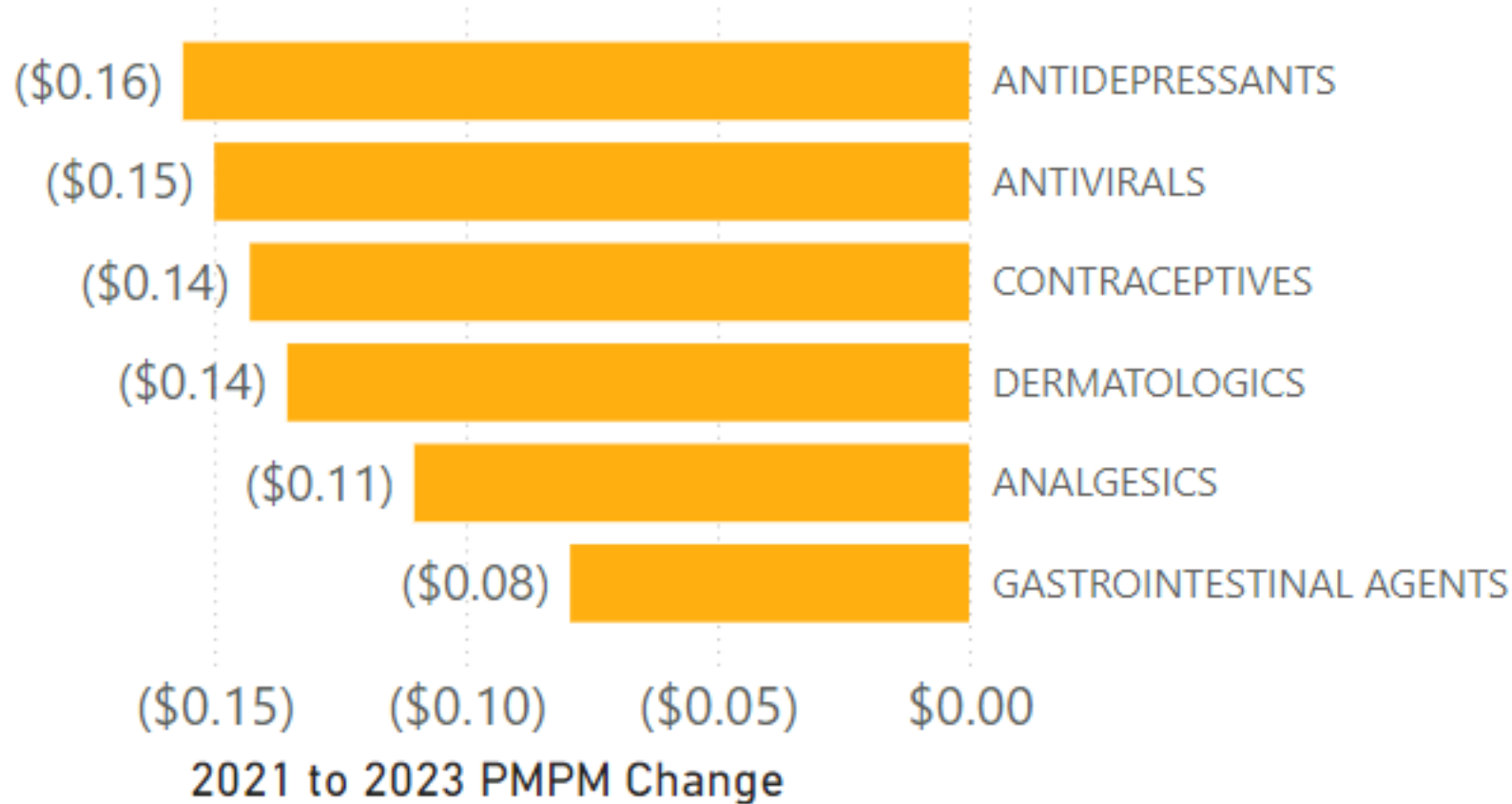
Top 25 Classes by Cost – PMPM Decrease 2021 to 2023

Decrease in PMPM from 2021 to 2023



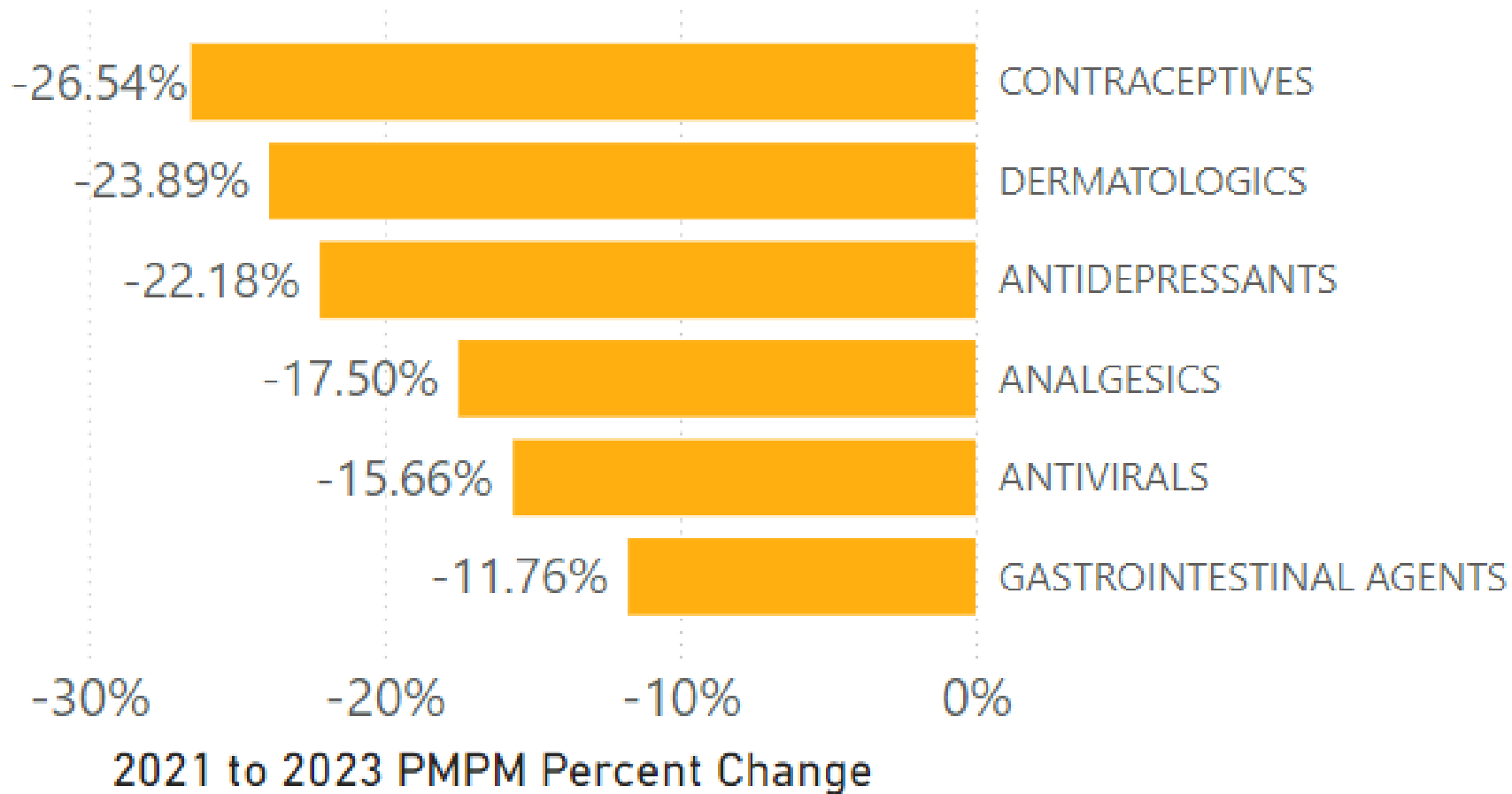
Top 25 Classes by Cost – PMPM Decrease 2021 to 2023

Decrease in PMPM from 2021 to 2023



Top 25 Classes by Cost – PMPM Percent Decrease 2021 to 2023

Percent Decrease in PMPM from 2021 to 2023



Top 25 Classes by Cost – Summary Of Drug Cost

▶ Of the top 25 classes by Cost

▶ 15 classes had increases in PMPM from 2021 to 2023

▶ The classes with the greatest increases in PMPM includes:

→ Cytokine & CAM Antagonists, Antidiabetics, Asthma and COPD agents, Atopic Dermatitis Agents, Endocrine and Metabolic Agents, Oncology Agents, Neuromuscular Agents, Respiratory Agents, Antipsychotics/Antimanic Agents, Substance Use Disorder, Hematological Agents, and Allergy

▶ 10 classes had decreases in PMPM from 2021 to 2023

▶ The classes with decreases in PMPM includes:

→ Antidepressants, Antivirals, Contraceptives, Dermatologics, Analgesics, and Gastrointestinal Agents

Top 25 Classes by Cost – Number of Clients 2023

Apple Health Class	Clients	Claims	Net Paid/Claim
ANTIBIOTICS	527,717	987,340	\$13.91
ANALGESICS	442,472	1,620,796	\$8.48
ANTIDEPRESSANTS	268,372	1,580,952	\$9.17
GASTROINTESTINAL AGENTS	241,600	934,372	\$16.84
ANTIHYPERTENSIVES	210,263	1,173,854	\$13.91
ALLERGY	207,003	697,139	\$15.68
ASTHMA AND COPD AGENTS	189,360	877,491	\$68.67
DERMATOLOGICS	155,435	329,828	\$34.62
ANTICONVULSANTS	139,268	992,884	\$33.55
ANTIDIABETICS	93,943	817,150	\$86.54
ADHD / ANTI-NARCOLEPSY	87,236	649,427	\$62.98
ENDOCRINE AND METABOLIC AGENTS	78,969	495,461	\$81.02
ANTIPSYCHOTICS / ANTIMANIC AGENTS	70,461	581,868	\$93.44
CONTRACEPTIVES	67,864	200,927	\$52.07
SUBSTANCE USE DISORDER	59,815	350,388	\$114.16
ANTIVIRALS	46,186	120,983	\$176.66
HIV	8,040	66,502	\$1,349.64
HEMATOLOGICAL AGENTS	7,398	37,181	\$330.48
CYTOKINE AND CAM ANTAGONISTS	7,080	49,016	\$2,716.08
ONCOLOGY AGENTS	6,161	35,699	\$1,751.47
ATOPIC DERMATITIS AGENTS	4,410	15,983	\$1,597.01
MULTIPLE SCLEROSIS AGENTS	767	5,803	\$2,820.82
NEUROMUSCULAR AGENTS	538	3,141	\$6,387.71
PULMONARY HYPERTENSION AGENTS	495	5,479	\$3,422.67
RESPIRATORY AGENTS	328	3,190	\$12,734.17

Top 25 Classes by Cost – Number and Percent Change of Clients 2021 to 2023

Apple Health Class	Clients 2021	Clients 2023	Clients % Change
ATOPIC DERMATITIS AGENTS	2,536	4,410	73.9%
NEUROMUSCULAR AGENTS	404	538	33.2%
ANTIBIOTICS	407,510	527,717	29.5%
SUBSTANCE USE DISORDER	46,824	59,815	27.7%
ADHD / ANTI-NARCOLEPSY	70,310	87,236	24.1%
CYTOKINE AND CAM ANTAGONISTS	5,847	7,080	21.1%
ANTIVIRALS	38,199	46,186	20.9%
ANTIDIABETICS	78,439	93,943	19.8%
HIV	6,813	8,040	18.0%
CONTRACEPTIVES	74,814	67,864	-9.3%

Top 25 Classes by Cost – Summary of Utilization

- ▶ Of the top 25 classes from 2021 to 2023
 - ▶ 24 classes had an increase in client utilization
 - ▶ The classes with the greatest percent increase in clients include Atopic Dermatitis Agents, Neuromuscular Agents, Antibiotics, Substance Use Disorder, ADHD/ Anti-Narcolepsy, Cytokine & CAM Antagonists, Antivirals, and HIV
 - ▶ The Contraceptives class was the only class with a decrease in client utilization
 - ▶ The number of clients utilizing a class each year ranges from 328 to 527,717

Top 25 Drugs by Cost - Background

- ▶ Identified using label name

- ▶ Examples include:

- ▶ “fluoxetine”
 - ▶ “Prozac”
 - ▶ “Humira”
 - ▶ “Humira Pen”
 - ▶ “adalimumab-ADBIM ”

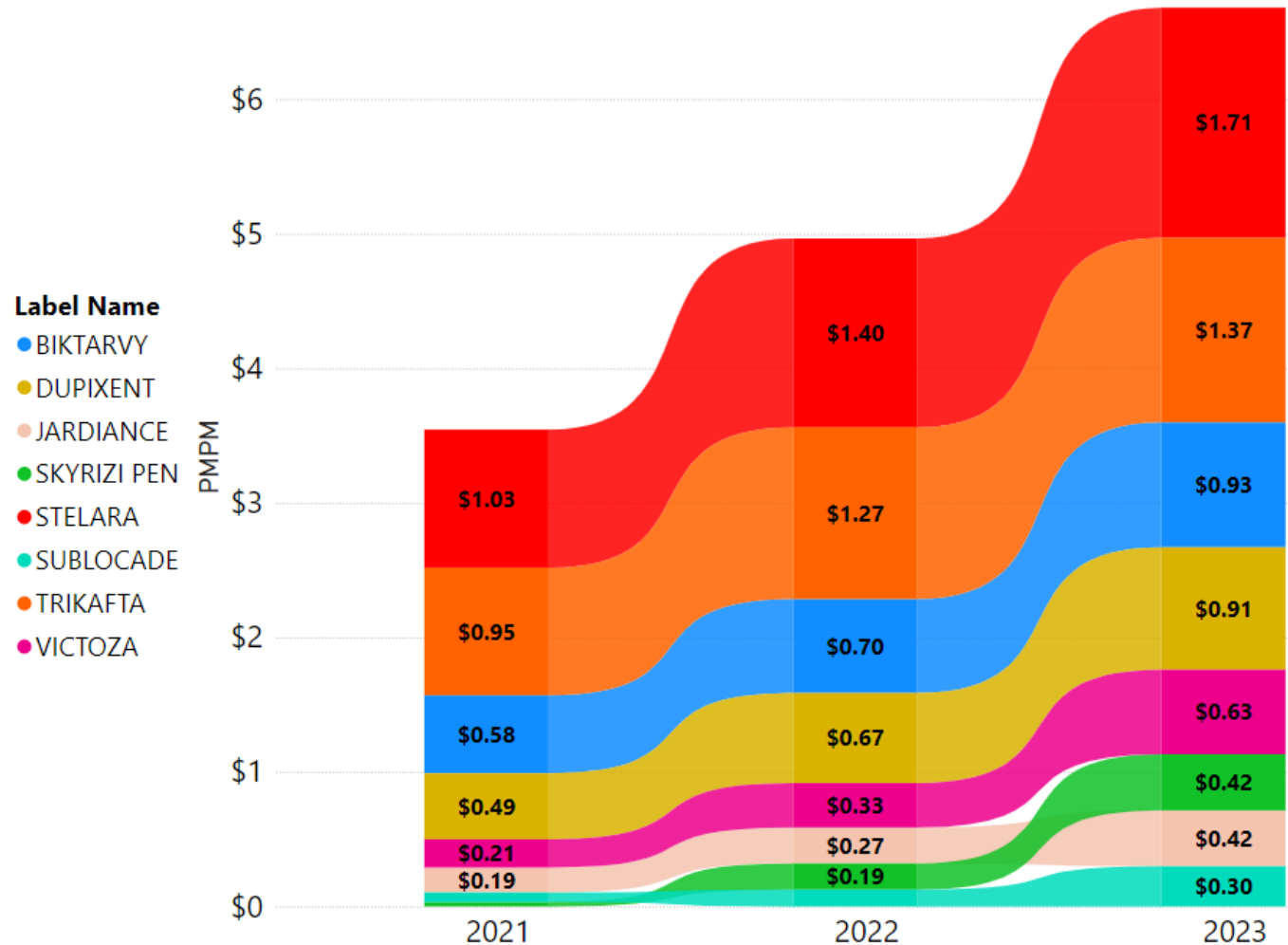
- ▶ Top 25 drugs were included based on total cost, inclusive of rebates.

Top 25 Drugs by Cost - Highest Cost Drugs 2023

From Top 25 Classes	Label Name	Net Paid	Clients	Net Paid PMPM	Net Paid/ Client
Cytokine & CAM	STELARA	\$45,250,593	616	\$1.71	\$73,459
Respiratory Agents	TRIKAFTA	\$36,238,919	238	\$1.37	\$152,264
HIV	BIKTARVY	\$24,558,241	1609	\$0.93	\$15,263
Atopic Dermatitis Agents	DUPIXENT	\$24,065,432	1509	\$0.91	\$15,948
Cytokine & CAM	HUMIRA PEN	\$19,739,640	3153	\$0.75	\$6,261
Antidiabetics	VICTOZA	\$16,612,388	18379	\$0.63	\$904
Substance Use Disorder	SUBOXONE	\$16,515,334	22478	\$0.62	\$735
Antivirals	MAVYRET	\$15,957,442	1443	\$0.60	\$11,059
HIV	TIVICAY	\$15,923,044	1694	\$0.60	\$9,400
ADHD/Anti-Narcolepsy	AMPHETAMINE/DEXTROAMPHETAMINE	\$14,083,723	35860	\$0.53	\$393
HIV	DESCOVY	\$12,275,361	1434	\$0.46	\$8,560
Antipsychotic/Antimanic Agents	INVEGA SUSTENNA	\$12,011,981	1767	\$0.45	\$6,798
Cytokine & CAM	SKYRIZI PEN	\$11,029,653	255	\$0.42	\$43,254
Antidiabetics	JARDIANCE	\$11,002,265	17866	\$0.42	\$616
Cytokine & CAM	TALTZ	\$10,995,659	273	\$0.42	\$40,277
Asthma and COPD Agents	ALBUTEROL SULFATE HFA	\$10,095,151	157633	\$0.38	\$64
Asthma and COPD Agents	FLUTICASONE PROPIONATE HFA	\$9,950,167	23981	\$0.38	\$415
ADHD/Anti-Narcolepsy	METHYLPHENIDATE HYDROCHLORIDE ER	\$9,874,277	20719	\$0.37	\$477
HIV	EMTRICITABINE/TENOFOVIR DISOPROXIL FUMARATE	\$9,708,453	3585	\$0.37	\$2,708
Cytokine & CAM	COSENTYX SENSOREADY PEN	\$9,684,654	384	\$0.37	\$25,220
Asthma and COPD Agents	BUDESONIDE/FORMOTEROL FUMARATE DIHYDRATE	\$8,048,033	11005	\$0.30	\$731
Pulmonary Arterial Hypertension	UPTRAVI	\$7,904,664	63	\$0.30	\$125,471
Substance Use Disorder	SUBLOCADE	\$7,891,277	1860	\$0.30	\$4,243
HIV	GENVOYA	\$7,716,781	424	\$0.29	\$18,200
Cytokine & CAM	RINVOQ	\$6,809,852	372	\$0.26	\$18,306

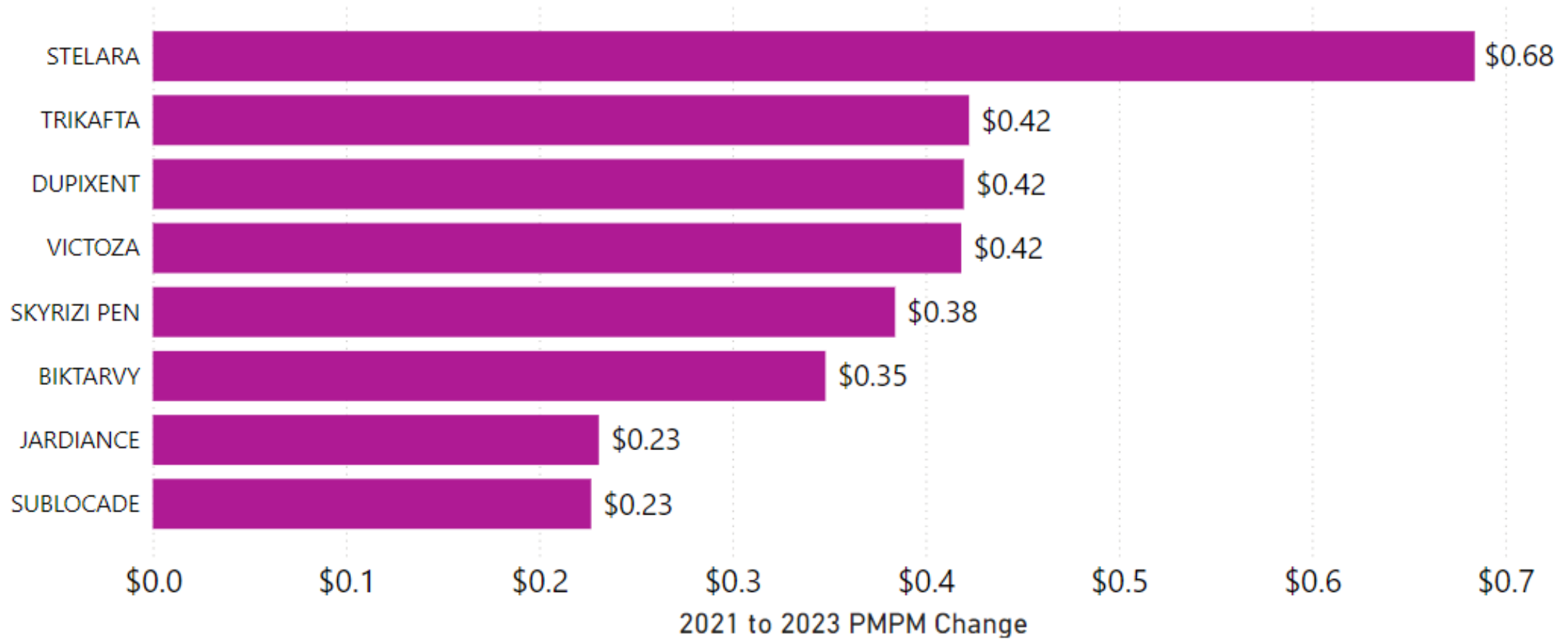
Top 25 Drugs by Cost – PMPM Increase 2021 to 2023

Increase in PMPM from 2021 to 2023



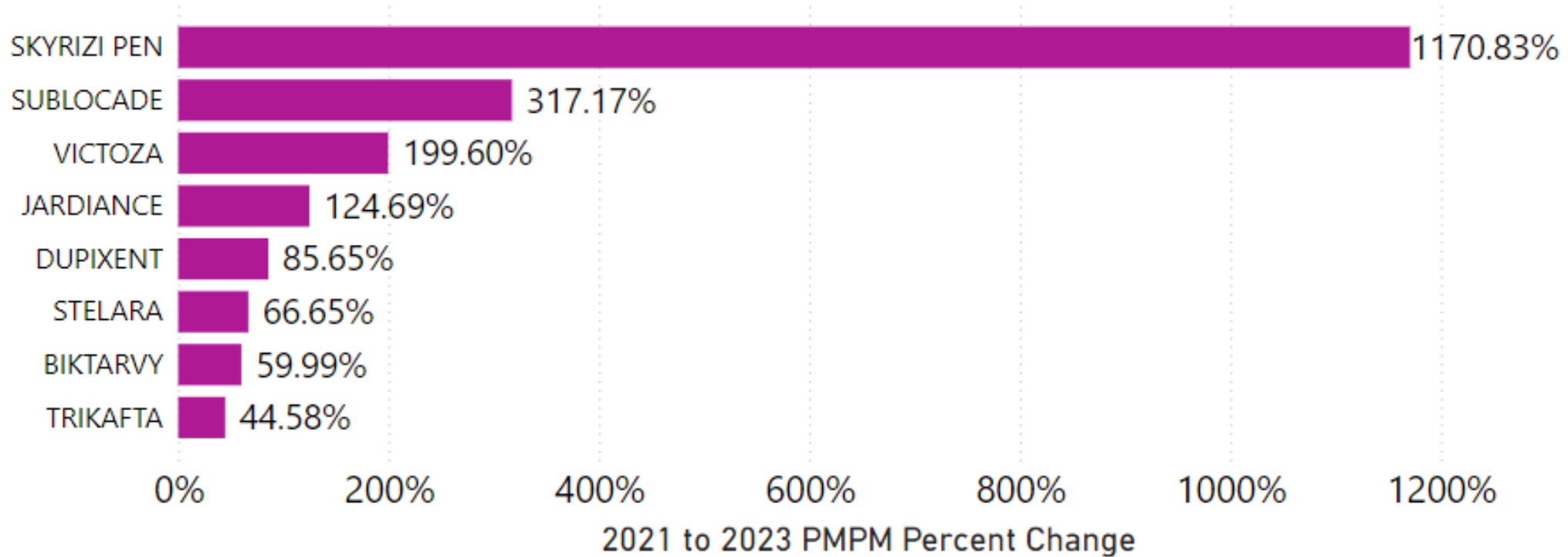
Top 25 Drugs by Cost – PMPM Increase 2021 to 2023

Increase in PMPM from 2021 to 2023



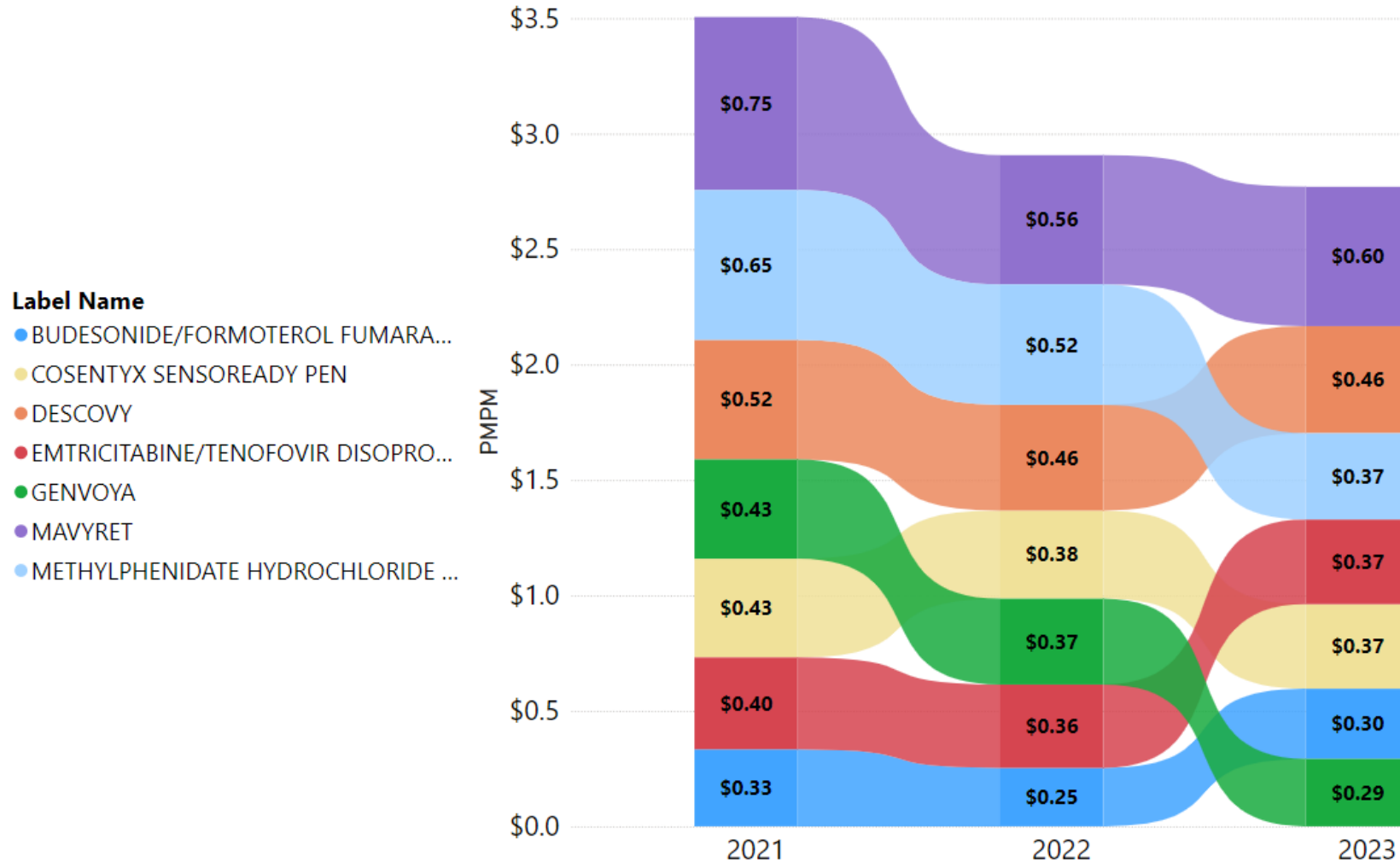
Top 25 Drugs by Cost – PMPM Percent Increase 2021 to 2023

Percent Increase in PMPM from 2021 to 2023



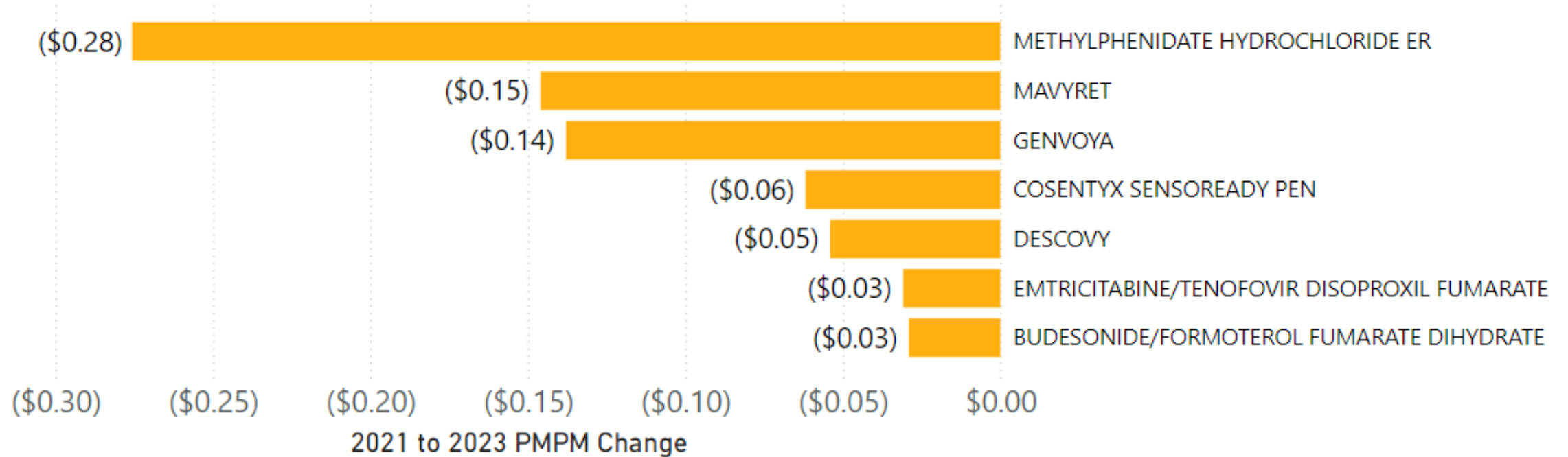
Top 25 Drugs by Cost – PMPM Decrease 2021 to 2023

Decrease in PMPM from 2021 to 2023



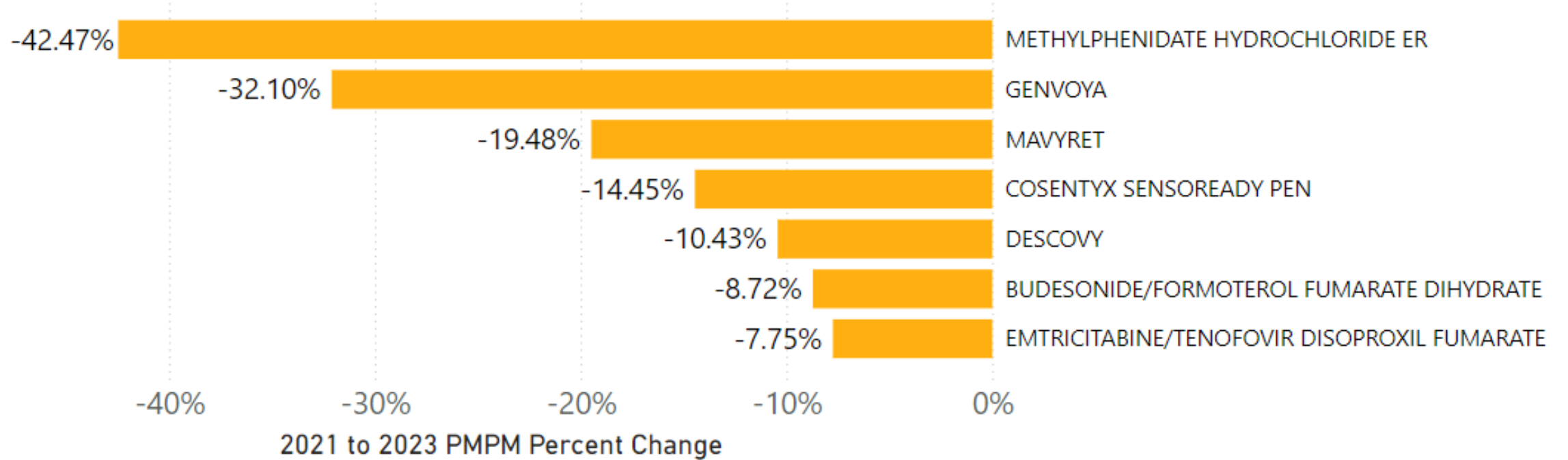
Top 25 Drugs by Cost – PMPM Decrease 2021 to 2023

Decrease in PMPM from 2021 to 2023



Top 25 Drugs by Cost – PMPM Percent Decrease 2021 to 2023

Percent Decrease in PMPM from 2021 to 2023



Top 25 Drugs by Cost – Summary Of Drug Spend

▶ Of the top 25 drugs by Cost

▶ 18 drugs had increases in PMPM from 2021 to 2023

▶ The drugs with the greatest increases in PMPM includes:

→ Stelara, Trikafta, Dupixent, Victoza, Skyrizi Pen, Biktarvy, Jardiance, and Sublocade

▶ 7 drugs had decreases in PMPM from 2021 to 2023

▶ The drugs with the greatest decreases in PMPM includes:

→ Methylphenidate hydrochloride ER, Mavyret, Genvoya, Cosentyx Sensoready Pen, Descovy, emtricitabine/tenofovir disoproxil fumarate and budesonide/formoterol fumarate.

Top 25 Drugs by Cost – Number of Clients 2023

From Top 25 Classes	Label Name	Net Paid	Clients	Net Paid PMPM	Net Paid/ Client
Pulmonary Arterial Hypertension	UPTRAVI	\$7,904,664	63	\$0.30	\$125,471
Respiratory Agents	TRIKAFTA	\$36,238,919	238	\$1.37	\$152,264
Cytokine & CAM	SKYRIZI PEN	\$11,029,653	255	\$0.42	\$43,254
Cytokine & CAM	TALTZ	\$10,995,659	273	\$0.42	\$40,277
Cytokine & CAM	RINVOQ	\$6,809,852	372	\$0.26	\$18,306
Cytokine & CAM	COSENTYX SENSOREADY PEN	\$9,684,654	384	\$0.37	\$25,220
HIV	GENVOYA	\$7,716,781	424	\$0.29	\$18,200
Cytokine & CAM	STELARA	\$45,250,593	616	\$1.71	\$73,459
HIV	DESCOVY	\$12,275,361	1434	\$0.46	\$8,560
Antivirals	MAVYRET	\$15,957,442	1443	\$0.60	\$11,059
Atopic Dermatitis Agents	DUPIXENT	\$24,065,432	1509	\$0.91	\$15,948
HIV	BIKTARVY	\$24,558,241	1609	\$0.93	\$15,263
HIV	TIVICAY	\$15,923,044	1694	\$0.60	\$9,400
Antipsychotic/Antimanic Agents	INVEGA SUSTENNA	\$12,011,981	1767	\$0.45	\$6,798
Substance Use Disorder	SUBLOCADE	\$7,891,277	1860	\$0.30	\$4,243
Cytokine & CAM	HUMIRA PEN	\$19,739,640	3153	\$0.75	\$6,261
HIV	EMTRICITABINE/TENOFOVIR DISOPROXIL FUMARATE	\$9,708,453	3585	\$0.37	\$2,708
Asthma and COPD Agents	BUDESONIDE/FORMOTEROL FUMARATE DIHYDRATE	\$8,048,033	11005	\$0.30	\$731
Antidiabetics	JARDIANCE	\$11,002,265	17866	\$0.42	\$616
Antidiabetics	VICTOZA	\$16,612,388	18379	\$0.63	\$904
ADHD/Anti-Narcolepsy	METHYLPHENIDATE HYDROCHLORIDE ER	\$9,874,277	20719	\$0.37	\$477
Substance Use Disorder	SUBOXONE	\$16,515,334	22478	\$0.62	\$735
Asthma and COPD Agents	FLUTICASONE PROPIONATE HFA	\$9,950,167	23981	\$0.38	\$415
ADHD/Anti-Narcolepsy	AMPHETAMINE/DEXTROAMPHETAMINE	\$14,083,723	35860	\$0.53	\$393
Asthma and COPD Agents	ALBUTEROL SULFATE HFA	\$10,095,151	157633	\$0.38	\$64

Top 25 Drugs by Cost – Number and Percent Change of Clients 2021 to 2023

From Top 25 Classes	Label Name	Clients 2021	Clients 2023	Change	% Change
Cytokine & CAM	SKYRIZI PEN	45	255	210	466.7%
Substance Use Disorder	SUBLOCADE	433	1,860	1,427	329.6%
Cytokine & CAM	RINVOQ	136	372	236	173.5%
Atopic Dermatitis Agents	DUPIXENT	691	1,509	818	118.4%
HIV	BIKTARVY	828	1,609	781	94.3%
Antidiabetics	VICTOZA	9,579	18,379	8,800	91.9%
Antidiabetics	JARDIANCE	9,329	17,866	8,537	91.5%
Cytokine & CAM	TALTZ	171	273	102	59.6%
Respiratory Agents	TRIKAFTA	178	238	60	33.7%
HIV	EMTRICITABINE/TENOFOVIR DISOPROXIL FUMARATE	2,717	3,585	868	31.9%
Cytokine & CAM	STELARA	482	616	134	27.8%
Asthma and COPD Agents	ALBUTEROL SULFATE HFA	123,928	157,633	33,705	27.2%
Pulmonary Arterial Hypertension	UPTRAVI	51	63	12	23.5%
Asthma and COPD Agents	BUDESONIDE/FORMOTEROL FUMARATE DIHYDRATE	8,916	11,005	2,089	23.4%
Antivirals	MAVYRET	1,770	1,443	(327)	-18.5%
HIV	GENVOYA	595	424	(171)	-28.7%

Top 25 Drugs by Cost – Summary of Utilization

- ▶ Of the top 25 drugs from 2021 to 2023
 - ▶ 22 drugs had an increase in client utilization
 - ▶ The drugs with the greatest percent increase in clients include Skyrizi Pen, Sublocade, Rinvoq, Dupixent, Biktarvy, Victoza, Jardiance, Taltz, Trikafta, emtricitabine/tenofovir disoproxil fumarate, Stelara, albuterol sulfate HFA, Upravi, and budesonide/formoterol fumarate dihydrate
 - ▶ 3 drugs had a decrease in client utilization
 - ▶ The drugs with a decrease include Tivicay, Mavyret, and Genvoya
 - ▶ The number of clients utilizing a drug each year ranges from 63 to 157,633

Takeaways & Discussion

- ▶ HCA uses drug utilization data to manage the pharmacy benefit
 - ▶ Trends in prescribing patterns
 - ▶ Management strategies for drug classes with rebates
 - ▶ Ensure appropriate use with clinical policies
- ▶ HCA plans to continue bringing these presentations to the P&T DUR Board