

Introduction to the Foster Care Dashboard

Children's Behavioral Health Data & Quality Team

10/16/2015




Barbara Lucenko, PhD • Bridget Lavelle, PhD

Washington State Department of Social and Health Services, Research and Data Analysis Division

Funded by the US Department of Health and Human Services, Administration for Children and Families, Children's Bureau, ACF Creating Connections Grant #90-C01103

In collaboration with Children's Administration and University of Washington, Division of Public Behavioral Health and Justice Policy.



Children's Behavioral Health
Needs and Services for Children and Youth with Medicaid Coverage in Washington State

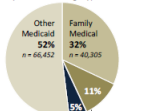
Barbara A. Lucenko, PhD • Lijian He, PhD • David Mancuso, PhD
Alice Huber, PhD • Barbara E.M. Felver, MEd, MPA

In collaboration with the Washington State Department of Social and Health Services, Behavioral Health and Service Integration Administration, Division of Behavioral Health and Recovery, Kevin Campbell, Acting Chief, Decision Support and Evaluation

WASHINGTON STATE is currently redesigning the children's behavioral health service delivery system to better address the diverse needs of children and youth with mental health and substance abuse needs. This report informs the redesign process by describing behavioral health needs and other characteristics of children and youth with Medicaid coverage served across multiple systems. Behavioral health characteristics are presented for 571,930 children and youth age 5-20 who had Medicaid coverage during State Fiscal Year (SFY) 2011. Demographics, medical eligibility, diagnoses, medications, services, and abuse and neglect information are also presented for children with behavioral health needs.

Children with behavioral health needs

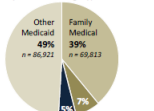
By medical coverage type



SFY 2011
Total = 127,559

Children with history of reported maltreatment

By medical coverage type



SFY 2011
Total = 177,944

Key Findings

- More than 1 in 5 (22 percent) of all children and youth on Medicaid (127,559 out of 571,930) in Washington State have behavioral health needs identified from administrative data.
- Most youth in foster care or with disability-related medical coverage have behavioral health needs. However, the majority of children and youth with behavioral health needs are in the Family Medical or other (non-disabled) Medicaid coverage groups.
- Depression, anxiety and ADHD/conduct disorders are the most prevalent behavioral health conditions for children and youth on Medicaid, with gender differences emerging during adolescence.
- One-third of children and youth on Medicaid have a history of reported maltreatment. Most with reported abuse or neglect have family medical or other (non-disabled) Medicaid coverage.
- Children and youth with behavioral health needs, especially co-occurring disorders, have high rates of past abuse and neglect compared to those without behavioral health needs.
- One-third of children and youth with any behavioral health need were seen at least once in an emergency department during SFY 2011, compared to only 18 percent of those with no indication of behavioral health conditions.



Children's Behavioral Health Report

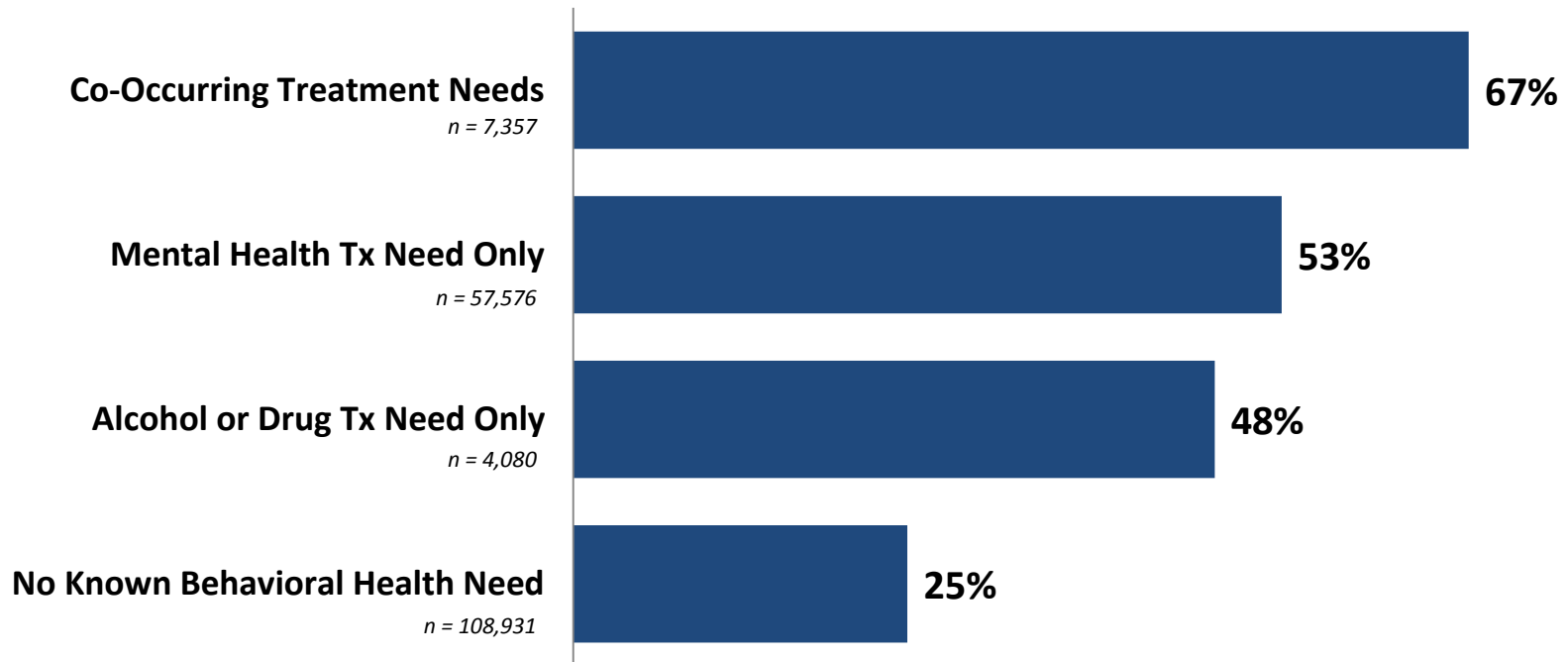
DECEMBER 2013

Lucenko, He, Mancuso, Huber, Felver

<https://www.dshs.wa.gov/sesa/rda/research-reports/children%E2%80%99s-behavioral-health>

Rates of abuse and neglect are much higher for children and youth with behavioral health needs, especially co-occurring disorders

Proportion of children with any past reported abuse by behavioral health category



SOURCE: Washington State Department of Social and Health Services, Research and Data Analysis Division, Integrated Client Database.



Behavioral Health Dashboard for Children in Foster Care

FORTHCOMING

DSHS Research and Data Analysis Division in collaboration with the DSHS Children's Administration and the University of Washington



Behavioral Health Treatment Needs and Outcomes among Foster Care Children in Washington State

Population Reference Table

STATE FISCAL YEAR	IN FOSTER CARE						ALL MEDICAID					
	2011		2012		2013		2011		2012		2013	
	NUMBER	PERCENT	NUMBER	PERCENT	NUMBER	PERCENT	NUMBER	PERCENT	NUMBER	PERCENT	NUMBER	PERCENT
TOTAL PERSONS AGE 3-17	10,038	100%	9,662	100%	9,745	100%	582,858	100%	601,031	100%	611,324	100%
No known BH treatment need (no MH, no AOD)	3,014	30%	2,950	31%	3,043	31%	469,153	80%	481,956	80%	488,278	80%
MH Tx need	6,936	69%	6,653	69%	6,636	68%	108,946	19%	114,350	19%	118,425	19%
AOD Tx need	829	8%	765	8%	825	8%	11,568	2%	11,838	2%	12,016	2%
Co-occurring Tx need (MH + AOD)	741	7%	706	7%	759	8%	6,809	1%	7,113	1%	7,395	1%
BY AGE: PERSONS 3 - 4 YEARS	1,954	100%	2,042	100%	2,091	100%	97,329	100%	101,274	100%	100,478	100%
No known BH Tx need (no MH, no AOD)	1,147	59%	1,159	57%	1,189	57%	88,815	91%	92,093	91%	91,550	91%
MH Tx need	807	41%	883	43%	902	43%	8,514	9%	9,181	9%	8,928	9%
BY AGE: PERSONS 5 - 11 YEARS	4,356	100%	4,180	100%	4,372	100%	284,668	100%	293,596	100%	301,024	100%
No known BH Tx need (no MH, no AOD)	1,250	29%	1,212	29%	1,315	30%	235,455	83%	242,204	82%	247,619	82%
MH Tx need	3,106	71%	2,968	71%	3,057	70%	49,213	17%	51,392	18%	53,405	18%
BY AGE: PERSONS 12 - 17 YEARS	3,728	100%	3,440	100%	3,282	100%	200,861	100%	206,161	100%	209,822	100%
No known BH Tx need (no MH, no AOD)	617	17%	579	17%	539	16%	144,883	72%	147,659	72%	149,109	71%
MH Tx need	3,023	81%	2,802	81%	2,677	82%	51,219	25%	53,777	26%	56,092	27%
AOD Tx need	829	22%	765	22%	825	25%	11,568	6%	11,838	6%	12,016	6%
Co-occurring Tx need (MH + AOD)	741	20%	706	21%	759	23%	6,809	3%	7,113	3%	7,395	4%

SOURCE & POPULATION
 DSHS Integrated Client Database. Youth in foster care ever in SFY, and all youth with Medicaid coverage in SFY.




Behavioral Health Treatment Needs and Outcomes among Foster Care Children in Washington State

Behavioral Health Treatment Needs of Medicaid Children, by Foster Care Status, SFY 2013

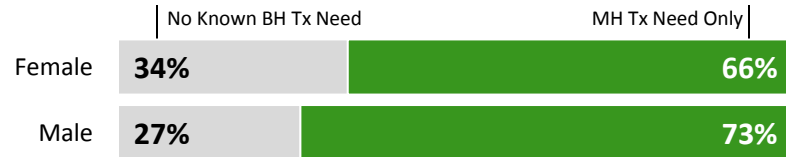
IN FOSTER CARE

TOTAL = 9,745

AGES 3 – 4 YEARS (Total = 2,091)



AGES 5 – 11 YEARS (Total = 4,372)



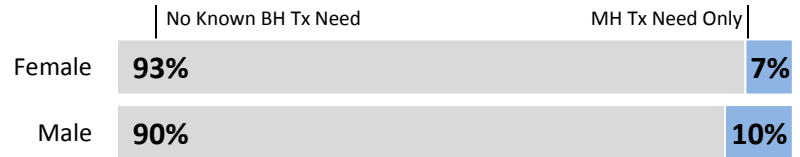
AGES 12 – 17 YEARS (Total = 3,282)



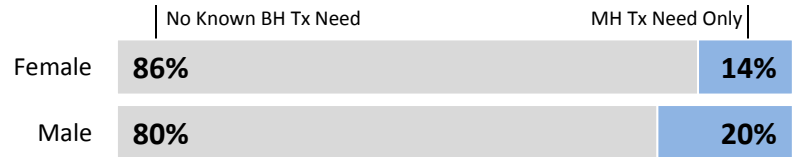
ALL MEDICAID

TOTAL = 611,234


AGES 3 – 4 YEARS (Total = 100,478)



AGES 5 – 11 YEARS (Total = 301,024)



AGES 12 – 17 YEARS (Total = 209,822)



DEFINITIONS

Number and proportion of Medicaid children, by foster care status, who have mental health (MH) treatment need, alcohol or drug treatment need (AOD), or co-occurring treatment need (COD = MH + AOD) in the current or previous fiscal year. Youth with mental health treatment need (MH) have a mental health-related diagnosis, procedure, prescription, or treatment in the current or previous SFY. Youth with AOD treatment need have at least one substance-related diagnosis, procedure, prescription, treatment, or arrest in the current or previous SFY. Youth with COD have indications of both mental health treatment need (MH) and alcohol or drug treatment need (AOD) in the same two-year time window. As alcohol or drug treatment need is rare before adolescence, AOD and COD are unmeasured for youth under age 12.

SOURCE & POPULATION

DSHS Integrated Client Database. Youth in foster care ever in SFY, and all youth with Medicaid coverage in SFY.



Behavioral Health Treatment Needs and Outcomes among Foster Care Children in Washington State

Indications of Mental Health Treatment Need, SFY 2013

	IN FOSTER CARE						ALL MEDICAID					
	NUMBER	PERCENT	NUMBER	PERCENT	NUMBER	PERCENT	NUMBER	PERCENT	NUMBER	PERCENT	NUMBER	PERCENT
	Age 3-4		Age 5-11		Age 12-17		Age 3-4		Age 5-11		Age 12-17	
TOTAL POPULATION	2,091		4,372		3,282		100,478		301,024		209,822	
Diagnoses												
Psychotic disorder	5	0%	103	2%	304	9%	35	0%	738	0%	2,327	1%
Mania or bipolar disorder	28	1%	265	6%	651	20%	220	0%	3,811	1%	6,581	3%
Depression	24	1%	462	11%	1,290	39%	184	0%	6,967	2%	22,443	11%
Anxiety	360	17%	1,755	40%	1,559	48%	2,971	3%	19,725	7%	21,446	10%
ADHD/conduct/impulse disorder	256	12%	875	20%	884	27%	3,062	3%	14,613	5%	9,125	4%
Adjustment disorder	297	14%	979	22%	530	16%	1,331	1%	8,240	3%	6,716	3%
Prescriptions Filled												
Antipsychotic medications	19	1%	217	5%	563	17%	95	0%	2,460	1%	4,338	2%
Antimania medications	0	0%	6	0%	67	2%	0	0%	80	0%	396	0%
Antidepressants	13	1%	279	6%	1,057	32%	91	0%	4,496	1%	14,403	7%
Antianxiety medications	79	4%	180	4%	409	12%	1,569	2%	4,618	2%	7,603	4%
ADHD medications	40	2%	856	20%	803	24%	408	0%	19,114	6%	15,218	7%
Mental Health Services												
DBHR Outpatient Mental Health Services	601	29%	2,377	54%	2,036	62%	3,158	3%	25,496	8%	27,809	13%
DBHR Inpatient Mental Health Services	3	0%	59	1%	202	6%	5	0%	280	0%	1,414	1%
CA Behavioral Rehabilitation Services	15	1%	269	6%	855	26%	16	0%	323	0%	988	0%
HCA Mental Health Services	175	8%	652	15%	680	21%	1,517	2%	10,260	3%	9,999	5%
Tribal Mental Health Services	88	4%	373	9%	345	11%	502	0%	3,545	1%	3,511	2%

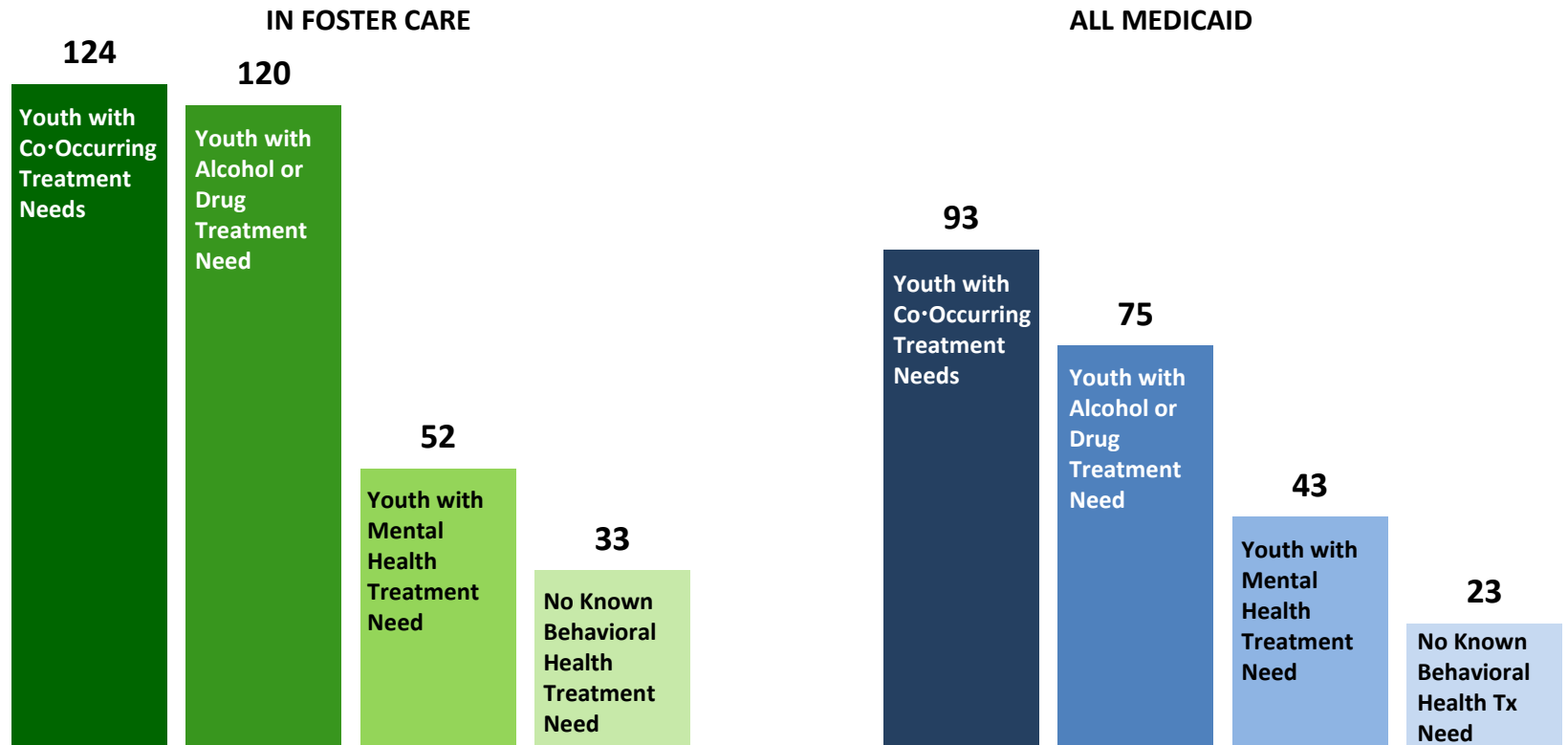
SOURCE & POPULATION

DSHS Integrated Client Database. Youth in foster care ever in SFY, and all youth with Medicaid coverage in SFY.



Behavioral Health Treatment Needs and Outcomes among Foster Care Children in Washington State

Emergency Room Visits Per 1,000 Medicaid Member Months, SFY 2013



INDICATOR

Number of emergency department visits in SFY per 1,000 Medicaid (or SCHIP) member months.

SOURCE & POPULATION

DSHS Integrated Client Database. Youth in foster care ever in fiscal year, and all youth with Medicaid coverage in SFY.